

# Book 3

## Target Archery

<b>Chapter 11 - Athletes Equipment</b>	4
Art. 11.1: Recurve Division	4
Art. 11.2: Compound Division	5
Art. 11.3	5
Art. 11.4: Barebow Division	6
Art. 11.5	7
<b>Chapter 12 - Shooting and Conduct</b>	8
Art. 12.1	8
Art. 12.2	8
Art. 12.3	8
Art. 12.4	8
Art. 12.5	8
Art. 12.6	8
Art. 12.7	8
Art. 12.8	9
Art. 12.9	9
Art. 12.10	9
<b>Chapter 13 - Order of Shooting and Timing Control</b>	10
Art. 13.1	10
Art. 13.2	10
Art. 13.3	12
Art. 13.4	12
Art. 13.5	12
Art. 13.6	13
Art. 13.7	13
Art. 13.8	13
Art. 13.9	13
<b>Chapter 14 - Scoring</b>	14
Art. 14.1	14
Art. 14.2	14
Art. 14.3	15
Art. 14.4	15
Art. 14.5	15
Art. 14.6	16
Art. 14.7	16
<b>Chapter 15 - Consequences of Breaking Rules</b>	17
Art. 15.1	17
Art. 15.2	17
Art. 15.3	17
Art. 15.4	18
Art. 15.5	18
<b>Chapter 16 - Practice</b>	19
Art. 16.1	19
Art. 16.2	19
Art. 16.3	19
<b>Chapter 17 - Questions and Disputes</b>	20
Art. 17.1	20
Art. 17.2	20
<b>Chapter 18 - Team Officials</b>	21
Art. 18.1	21
<b>Chapter 19 - Appeals</b>	22
Art. 19.1	22
Art. 19.2	22
Art. 19.3	22
Art. 19.4	22
<b>Chapter 20 - Dress Regulations</b>	23
Art. 20.1	23
Art. 20.2	23
<b>Chapter 21 - Para-Archery</b>	24
Art. 21.1: Introduction	24

Art. 21.2: Classification	24
Art. 21.3: Visually Impaired Classification	24
Art. 21.4: Classes	24
Art. 21.5: Classification cards	25
Art. 21.6: Adaptive equipment	25
Art. 21.7: Rounds	25
Art. 21.8: Competitions	26
Art. 21.9: World records and awards	26
Art. 21.10: World Ranking List	26
Art. 21.11: Venue	26
Art. 21.12: Visually Impaired Athletes	26
<b>Appendix 1 - Target Faces and Equipment</b>	<b>28</b>
Art. 1: 1-10 Scoring Zones Target Face	28
Art. 2: Outdoor target butt set-up	29
Art. 3: 4 x 5-10 Scoring Zones Target Face	30
Art. 4: 4 x 6-10 Scoring Zones Target Face	31
Art. 5: 3 x 6-10 Scoring Zones Target Face	32
Art. 6: 3 x 5-10 Scoring Zones Target Face	33
Art. 7: 2 x 5-10 Scoring Zones Target Face with Score Board	34
Art. 8: 2 x 5-10 Scoring Zones Target Face	35
Art. 9: 1 x 5-10 Scoring Zones Target Face	35
Art. 10: Indoor target butt set-up	36
Art. 11: 4 x 4 40cm Target Face for Indoor	37
Art. 12: 4 x 4 Triangular Triple Face for Indoor	38
Art. 13: 4 x 3 Vertical Triple Target Face for Indoor	39
Art. 14: 2 x 3 Vertical Triple Target Face for Indoor	40
Art. 15: 1 x 3 Horizontal Triple Target Face for Indoor	41
Art. 16: Recurve bow description	42
Art. 17: Compound bow description	43
Art. 18: Arrow description	44
<b>Appendix 2 - Adaptive Equipment</b>	<b>46</b>
Art. 1: 1. Wheelchair	46
Art. 2: 2. Strapping	49
Art. 3: 3. Stool	49
Art. 4: 4. Release Aid System	49
Art. 5: 5. Bow Bandage	50
Art. 6: 6. Bow Arm Aid	50
Art. 7: 7. Bow Arm Splints	50
Art. 8: 8. String Arm Wrist Splint	50
Art. 9: 9. Block or Wedge	50
Art. 10: 10. Assistant	50
Art. 11: 11. Visually Impaired Aids	50

# **Book 3**

## **Target Archery**

# Chapter 11

## Athletes Equipment

This article lays down the type of equipment athletes are permitted to use when shooting in World Archery competitions. It is the athlete's responsibility to use equipment which complies with the rules. Any athlete found to be using equipment contravening World Archery Rules may have scores disqualified. Described below are the specific regulations that apply to each division followed by the regulations that apply to all divisions.

The regulations set forth in [21. Chapter 21-Para-Archery](#), shall apply only to that discipline and shall take precedence in any case of conflict.

### 11.1 Recurve Division

For the Recurve Division, the following items are permitted:

- 11.1.1 A bow of any type provided it complies with the common meaning of the word "bow" as used in target archery, that is, an instrument consisting of a handle/riser and grip, (no shoot-through type) and two flexible limbs each ending in a tip with a string nock. The bow is braced for use by a single string attached directly between the two string nocks, and in operation is held in one hand by its handle (grip) while the fingers of the other hand draw and release the string.

*11.1.1.1 Multi-coloured bow risers and trademarks located on the inside of the upper and lower limb or on the riser are permitted.*

*11.1.1.2 Risers including a brace are permitted provided the brace does not consistently touch the athlete's hand or wrist.*

- 11.1.2 A bowstring of any number of strands.

*11.1.2.1 Which may be of multi-coloured strands and serving and of the material chosen for the purpose. It may have a centre serving to accommodate the drawing fingers, a nocking point to which may be added serving(s) to fit the arrow nock as necessary, and, to locate this point, one or two nock locators may be positioned. At each end of the bowstring there is a loop which is placed in the string nocks of the bow when braced. In addition, one attachment is permitted on the string to serve as a lip or nose mark. The serving on the string shall not end within the athlete's vision at full draw. The bowstring shall not in any way assist aiming through the use of a peephole, marking, or any other means.*

- 11.1.3 An arrow rest, which can be adjustable and have more than one vertical support, is permitted.

*11.1.3.1 Any moveable pressure button, pressure point or arrow plate may be used on the bow provided they are not electric or electronic and do not offer any additional aid in aiming. The pressure point may be placed no further back than 4cm (inside) from the pivot point of the grip.*

- 11.1.4 One draw check indicator, audible, tactile and/or visual may be used provided it is not electric or electronic.

- 11.1.5 A bow sight is permitted, but at no time may more than one such device be used.

*11.1.5.1 It shall not incorporate a prism, magnifying lens/lenses, or any magnifying device, levelling, electric or electronic devices, nor shall it provide for more than one sighting point.*

*11.1.5.2 The overall length of the sighting circle or point (hood, tunnel or tube, sighting pin or other corresponding extended component) shall not exceed 2cm in the line of vision of the athlete. Long fiber optic pins must bend after 2cm with the opposite end of the fiber optic pin outside the athlete's line of vision.*

*11.1.5.3 A sight attached to the bow may have windage and elevation adjustment and is subject to the following provisions:*

- A bow sight extension is permitted;*
- A scale and or tape with distance marking may be mounted on the sight as a guide for distance markings, but shall not in any way offer any additional aid.*

- 11.1.6 Stabilisers and vibration dampeners on the bow are permitted.

*11.1.6.1 They may not:*

- Serve as a string guide;*
- Touch anything but the bow;*
- Represent any danger or obstruction to other athletes.*

- 11.1.7 Arrows of any type may be used provided they comply with the common meaning of the word "arrow" as used in target archery, and do not cause undue damage to target faces or butts.

*11.1.7.1 An arrow consists of a shaft with a tip (point), nock, fletching and, if desired, cresting. The maximum diameter of arrow shafts shall not exceed 9.3mm (arrow wraps shall not be considered as part of this limitation but may not extend further than 22cm toward the arrow point when measured from the nock groove where the bowstring sits to the end of the wrap). The tips/points of the arrows may not exceed 9.4mm in diameter. All arrows of every athlete shall be marked with the athlete's name or initials on the shaft. All arrows used in any end shall be identical in appearance and shall carry the same pattern and*

colour(s) of fletching, nocks and cresting, if any. Tracer nocks (electrically/electronically lighted nocks) are not allowed.

11.1.8 Finger protection in the form of finger tape, shooting glove (wrist strap allowed), finger tab or a combination of finger protection to draw and release the bowstring is permitted, provided they do not incorporate any device that assists the athlete to draw and release the bowstring.

11.1.8.1 Finger protection may incorporate an anchor plate for anchoring, thumb or finger rests for non-drawing fingers, finger straps around fingers to secure finger protection to the hand, finger separator between fingers to prevent pinching the arrow, tab plate/s for securing tab materials/layers together and plate extensions for consistent hand placement may be used. Finger protection may be made of any number of layers and material. No part of the finger protection may extend around the hand between thumb and fingers or beyond the wrist joint or restrict wrist movement. On the bow hand an ordinary glove, mitten or similar item may be worn but shall not be attached to the grip of the bow.

11.1.9 Binoculars, scopes and other visual aids may be used for spotting arrows:

*11.1.9.1 Provided they are not used for ranging or represent any obstruction to other athletes.*

*11.1.9.2 Scopes shall be adjusted so the highest portion of the scope is no higher than the armpit of the athletes.*

*11.1.9.3 Prescription glasses, shooting spectacles and sunglasses may be used. None of these may be fitted with micro-hole lenses, or similar devices, nor may they be marked in any way that can assist in aiming.*

*11.1.9.4 Should the athlete need to cover the non-sighting eye and or glasses lens, film or tape may be used to obscure vision, or an eye patch may be used.*

11.1.10 Accessories are permitted:

11.1.10.1 These include arm guard, chest protector, bow sling, finger sling and a quiver which may be worn on the belt, back, hip or mounted in the ground. Devices to raise a foot/feet or part thereof, attached or independent of the shoe, are permitted provided they do not present an obstruction to other athletes at the shooting line/peg or protrude more than 2cm past the footprint of the shoe. Wind indicators (non- electric or non-electronic) may be attached to the equipment (e.g. light ribbons).

## 11.2 Compound Division

For the Compound Division, the following equipment is described. All types of additional devices are permitted, unless they are electric, electronic, compromise safety or create unfair disturbance to other athletes.

11.2.1 A Compound Bow, which may be of a shoot-through type riser, is one where the draw is mechanically varied by a system of pulleys or cams. The bow is braced for use by cables or bowstring(s) attached directly to the cams, the string nocks of the bow limbs, cables or by other means as may be applicable to the design. No equipment may be electric or electronic.

*11.2.1.1 The peak draw weight shall not exceed 60 lbs.*

*11.2.1.2 Cable guards are permitted.*

*11.2.1.3 A riser brace or split cables are permitted, provided they do not consistently touch the athlete's hand, wrist or bow arm.*

*11.2.1.4 A bowstring of any type which may include multiple serving/s to accommodate nocking points and include other attachments such as a lip mark (e.g. kissor button), a nose mark, a peep-hole, a peep-hole 'hold-in-line' device, D loop bowstring, string silencers, bowstring weights, and any other attachments are permitted, provided none of the attachments are electric or electronic.*

*11.2.1.5 The pressure point of the arrow rest which can be adjustable shall be placed no further back than 6cm (inside) from the throat of the handle (pivot point of the bow grip).*

*11.2.1.6 Any number of Stabilizers are allowed, but may not touch anything but the bow.*

11.2.2 Draw check indicators, audible, tactile and/or visual may be used provided they are not electric or electronic.

11.2.3 A bow sight attached to the bow.

*11.2.3.1 Which may allow for windage and elevation adjustments and may also incorporate a levelling device, and/or magnifying lenses and/or prisms.*

*11.2.3.2 The sight points may be a fiber optic and if desired illuminated by a chemical glowstick. The glowstick shall be encased so as not to disturb other athletes.*

11.2.4 A release aid may be used provided it is not attached to the bow in any way except for the bowstring or a D-loop. Any type of finger protection may be used.

11.2.5 The following restrictions shall apply:

- [Article 11.1.7.](#) and [Article 11.1.7.1.](#);
- [Article 11.1.8.1.](#);
- [Article 11.1.9.](#) as limited by [Article 11.1.9.1.](#), [Article 11.1.9.2.](#), and [Article 11.1.9.3.](#);
- [Article 11.1.10.1.](#);
- "Peep Elimination" sights can be used in Compound Divisions and assuming such a sight does not incorporate any electric or electronic device.

11.3 For athletes of all divisions the following equipment is not permitted:

*11.3.1 Any electronic or electrical device that can be attached to the athlete's equipment.*

*11.3.2 Use of any electronic voice communication device, headsets or noise reduction devices in front of the waiting line.*

*Electronic devices used for monitoring physiological data, like wrist worn fitness trackers, smartwatches and heart rate chest bands are permitted and data is allowed to be communicated electronically to the paired electronic device, as long as the monitoring device on the athlete is not visually intrusive (e.g. no eye-tracking devices, no head-mounted EEG devices etc.).*

*Mobile devices such as mobile phones are permitted in front of the waiting line for running software that simply allows the athlete to plot arrow impacts on the target as one would on printed paper used for the same purpose is permitted. No software that aids in bow sight adjustments may be used anywhere on the archery field (which includes any space either in front of or behind the shooting line up to the spectator area).*

*11.3.3 Athlete equipment shall not include camouflage colours of any kind.*

## 11.4 Barebow Division

For the Barebow Division the following items are permitted:

11.4.1 A bow of any type provided it complies with the common meaning of the word bow as used in target archery, that is, an instrument consisting of a handle/riser and grip (no shoot through type) and two flexible limbs each ending in a tip with a string nock. The bow is braced for use by a single string attached directly between the two string nocks, and in operation is held in one hand by its grip while the fingers of the other hand draw and release the string.

The bow as described above shall be bare except for the arrow rest and free from protrusions, sights or sight marks, marks or blemishes or laminated pieces (within the bow window area) which could be of use in aiming. The unbraced bow complete with permitted accessories shall be capable of passing through a hole or ring with a 12.2cm inside diameter +/-0.5mm.

*11.4.1.1 Multi-coloured bow risers, and trademarks located on the inside of the upper and lower limb or on the riser are permitted. However, if the area within the sight window is coloured in such a way that it could be used for aiming, then it must be taped over.*

*11.4.1.2 Risers including a brace are permitted provided the brace does not consistently touch the athlete's hand or wrist.*

11.4.2 A bowstring of any number of strands.

*11.4.2.1 Which may be of multi-coloured strands and serving and of the material chosen for the purpose. It may have a centre serving to accommodate the drawing fingers, one or two nocking points to which may be added serving(s) to fit the arrow nock as necessary, and to locate the nocking points. No lip or nose mark is permitted. The bowstring shall not in any way assist aiming through the use of a peephole, marking, or any other means. The end of the center serving where it transitions to bowstring material shall not end within the athlete's plane of vision at full draw.*

11.4.3 An arrow rest, which may be adjustable and have more than one vertical support, is permitted.

*11.4.3.1 An adjustable pressure button, pressure point or arrow plate may all be used on the bow provided they do not offer any additional aid in aiming. The pressure point may be placed no further back than 2cm (inside) from the pivot point of the grip.*

11.4.4 No draw check device may be used.

11.4.5 Face and string walking are permitted.

11.4.6 No stabilisers are permitted.

*11.4.6.1 Vibration dampeners are permitted. They may be installed in the riser by the manufacturer, or by attaching aftermarket dampeners directly to the riser or to weight(s). Any combination of weight(s) and vibration dampener(s) must pass through a ring with an inside diameter of 12.2 cm (+/- 0.5mm) without having to flex vibration dampeners to fit through the 12.2 cm ring. Weight(s) and dampener(s) may be added below and above the riser's grip, but must not aid the athlete in aiming or ranging in any way. Also permitted are limb dampeners.*

11.4.7 Arrows of any type may be used provided they subscribe to the accepted principle and meaning of the word arrow as used in target archery, and that these arrows do not cause undue damage to the targets.

*11.4.7.1 An arrow consists of a shaft with a tip (point), nocks, fletching and, if desired, cresting. The maximum diameter of arrow shafts shall not exceed 9.3mm (arrow wraps shall not be considered as part of this limitation but may not extend further than 22cm toward the arrow point when measured from the nock groove where the bowstring sits to the end of the wrap). The tips/points of the arrows may not exceed 9.4mm in diameter. All arrows of every athlete shall be marked with the athlete's name or initials on the shaft. All arrows used in any end shall be identical in appearance and shall carry the same pattern and colour(s) of fletching, nocks and cresting, if any. Tracer nocks (electrically/electronically lighted nocks) are not allowed.*

11.4.8 Finger protection in the form of finger stalls or tips, gloves, or shooting tab or tape, to draw and release the string is permitted, provided they do not incorporate any device that shall assist the athlete to hold, draw and release the string.

*11.4.8.1 A separator between the fingers to prevent pinching the arrow may be used. An anchor plate or similar device attached to the finger protection (tab) for the purpose of anchoring is permitted. The stitching shall be uniform in size and colour. Marks or lines may be added directly to the tab or on a tape placed on the face of the tab. These marks shall be uniform in size, shape and colour and may have up to two different lengths. Additional memoranda are not permitted. On the bow hand an ordinary glove, mitten or similar item may be worn but shall not be attached to the grip of the bow.*

11.4.9 Binoculars, scopes and other visual aids for spotting arrows:

*11.4.9.1 Provided they are not used for ranging or represent any obstruction to other athletes.*

*11.4.9.2 Prescription glasses, shooting spectacles and sunglasses may be used. None of these may be fitted with micro hole lenses, or similar devices, nor may they be marked in any way to assist in aiming.*

*11.4.9.3 Should the athlete need to cover the non-sighting eye and or glasses lens, plastic, film or tape may be used to obscure vision, or an eye patch may be used.*

11.4.10 Accessories are permitted:

*11.4.10.1 Including arm guard, chest protector, bow sling, finger sling, belt, back, hip or ground quiver. Devices to raise a foot or part thereof, attached or independent of the shoe, are permitted provided that the devices do not present an obstruction to other athletes at the shooting line/peg or protrude more than 2cm past the footprint of the shoe.*

11.5 For Olympic Games no electronic communication device is allowed on the competition field unless required by the Organising Committee.

# Chapter 12

## Shooting and Conduct

12.1 Each athlete shall shoot arrows in ends of three or six arrows unless specified differently.

Outdoors:

- Long distances and Olympic and Compound Qualification Rounds with six arrows;
- Short distances with three or six (mandatory at World Championships) arrows;
- Individual Matches with three arrows.

Indoors:

- All distances with three arrows;
- Individual Matches with three arrows.

*12.1.1 The 1440 Round may be shot in one day or on two consecutive days. If a round is shot over two days, the two longer distances shall be shot on the first day and the two shorter distances shall be shot on the second day, or the other way round.*

*12.1.2 The Double 1440 Round shall be shot over consecutive days.*

*12.1.3 The Olympic Round shall be shot as set out in [Article 4.5.1.2. in Book 2](#).*

*12.1.4 The Compound Match Round shall be shot as set out in [Article 4.5.1.2. in Book 2](#)*

12.2 There is a time limit for an athlete to shoot an end.

*12.2.1 An arrow shot before the start signal or after the stop signal, or out of sequence in alternating shooting, shall cause the athlete or team to lose the highest scoring arrow of that end which shall be scored as a miss.*

*12.2.2 If an athlete, while drawing the bow with an arrow on the competition field after the Director of Shooting has officially closed the practice session (which is after the pulling of the practice arrows); or before the shooting starts, or during the breaks between distances or rounds and releases the arrow, intentionally or otherwise, this shall cause the athlete to lose the highest scoring arrow of the next scoring end.*

*The scorer shall enter the values of all arrows of that end (three or six arrows as the case may be), but the highest scoring arrow shall be forfeited. This entry on the scorecard shall be initialled by a Judge and the athlete concerned.*

*12.2.3 In the event (during the qualification round) of an equipment failure, verified by a Judge, or a medical issue, verified by medical personnel, extra time may be given to make the necessary repairs, change the damaged equipment or for medical personnel to determine the problem and decide whether or not the athlete is fit to continue competing unassisted. However the maximum time or number of ends for make-up arrows to be shot is 15 minutes (following regular order of shooting and timing), or two ends of six arrows outdoors and three ends of three arrows indoors, whichever happens first. The athlete shall make up the appropriate number of arrows at the earliest opportunity under the supervision of a Judge.*

*At world ranking events or international multi sport events no extra time shall be allowed for equipment failure or the treatment of medical problems, but the athlete concerned may leave the shooting line to resolve the issue and return to shoot any remaining arrow(s) if the time limit permits. In the Team Event other member(s) of the team may shoot in the meantime.*

*12.2.4 The arrows of individual athletes or teams with byes or forfeited matches shall not be scored and they shall advance to the next round. At International Events they may practise on the practice field or the unused portion of the competition field. For other competitions they may practise on the assigned targets unless another adjacent practice field is available.*

*12.2.5 Practice on the competition field during byes, for individuals, will be limited to three arrows per end and the first three sets for recurve and barebow, and five ends for compound. In case of teams, it will be limited to six arrows (2 arrows per athlete) per end and a maximum of three sets for recurve and barebow, and four ends for compound. If more than the mentioned number of arrows is shot by an athlete or a team in an end after being warned by a judge, the athlete or team may be denied further practice on the competition field but any such violation shall not affect the next match.*

12.3 Athletes may not raise the bow arm until the signal to start shooting is given.

12.4 Except for persons with disabilities, athletes shall shoot from a standing position and without support, with their body above the shooting line.

12.5 Under no circumstances may an arrow be re-shot.

*12.5.1 An arrow may be considered not to have been shot if:*

- *The arrow falls from the bow or is mis-shot and a part of the arrow shaft lies within the zone between the shooting line and the 3m line, and provided the arrow has not rebounded;*
- *The target face or butt blows over. The Judges shall take whatever measures they deem necessary, and compensate adequate time for shooting the relevant number of arrows. If the butt only slides down, it shall be left to the Judges to decide what action to take, if any.*

12.6 While an athlete is on the shooting line the athlete may receive non-electronic coaching information from the team management, provided that this does not disturb the other athletes.

*12.6.1 In the Team Event the athletes and the coach may assist each other verbally whether they are on the shooting line or not. During the shooting the coach may only coach from the coach's box.*

12.7 No athlete may touch the equipment of another without the latter's consent. Serious cases may lead to penalties being



applied.

- 12.8 No smoking, including use of electronic cigarettes, is allowed in or in front of the athletes' area.
- 12.9 The Director of Shooting shall be advised if an athlete, when drawing back the string of the bow uses any technique which, in the opinion of the Judges, could allow the arrow, if accidentally released, to fly beyond a safety zone or safety arrangements (overshoot area, net, wall etc.). If an athlete persists in using such a technique, the athlete shall, in the interest of safety, be asked by the Chairperson of the Tournament Judge Commission or the Director of Shooting to stop shooting immediately and to leave the field.
- 12.10 No athlete may draw his bow, with or without an arrow, except when standing on the shooting line. If an arrow is used, the athlete shall aim toward the target butts, but only after being satisfied that the range is clear both in front of and behind the target butts.

# Chapter 13

## Order of Shooting and Timing Control

13.1 One, two or for outdoors, three athletes may shoot on the same target butt simultaneously.

*13.1.1 If four athletes shoot in pairs on a target butt, the rotation shall be AB-CD, CD-AB, AB-CD, etc.*

*13.1.2 Except for match play the position on the shooting line shall be by mutual agreement provided that all athletes on that target butt inform a Judge prior to the beginning of a distance.*

*If there is no agreement the positions shall be as follows when two, three or four athletes shoot at the same target face:*

*- athlete A shall shoot on the left, B on the right;*

*- athlete A shall shoot on the left, B in the middle and C on the right;*

*- athlete A and C shall shoot on the left and B and D on the right where AB and CD shoot alternately;*

*If there is no agreement the positions shall be as follows when shooting on multiple set-ups:*

*- when two athletes shoot on two faces: athlete A shall shoot at the left face and B shall shoot at the right face;*

*- when three athletes shoot on three faces: athlete A shall shoot at the bottom left face, B shall shoot at the top face and C shall shoot at the bottom right face;*

*- when four athletes shoot on four faces: athlete A shall shoot at the top left face, B shall shoot at the top right face, C shall shoot at the bottom left face and D shall shoot at the bottom right face;*

*- when four athletes shoot on four vertical triple faces: athlete A shall shoot at the first column, B at the third column, C at the second column and D at the fourth column where AB and CD shoot alternately.*

*During indoor team competitions, when using triangular triple faces, each team member shall shoot the two arrows in any order, each arrow at a different scoring area.*

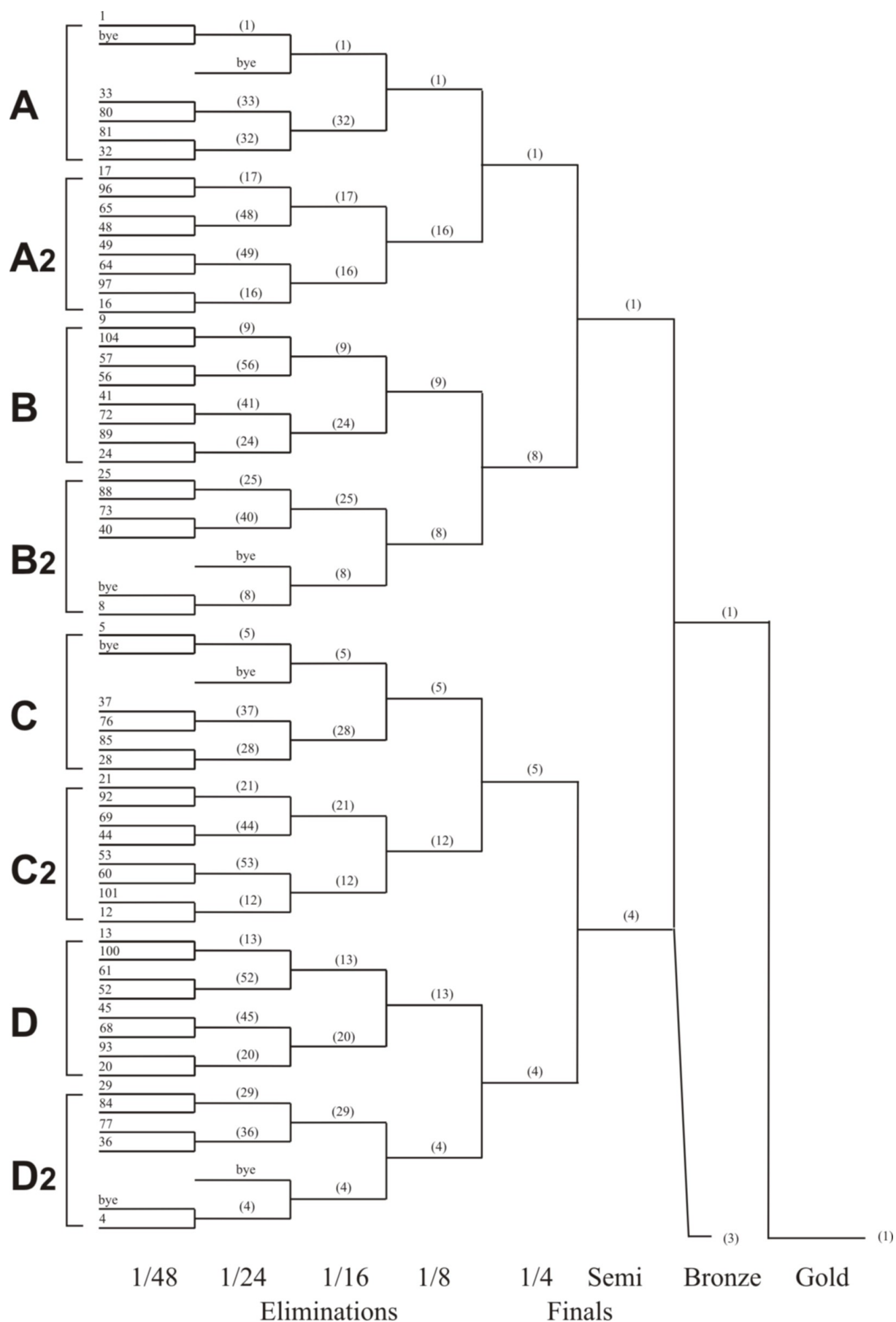
*13.1.3 In the Indoor Match team event, there shall be two triple faces for each team. When using triangular triple faces, the lower centres shall be 130cm above the floor.*

*13.1.4 A team shall consist of the highest ranked three (or two if a Mixed Team) athletes from the Qualification Round unless the Team Manager notifies the official approved result verifier or the Chairman of Judges in writing at least fifteen minutes before the start of official practice of that round of competition of a substitution of another athlete who competed in the Qualification Round. In case of substitution medals shall only be awarded to the athletes that shot the Team Round, not the Qualification Round. A violation of the foregoing will result in disqualification of the team.*

13.2 At World Championships, Archery World Cups and other major International Competitions:

*13.2.1 In the Olympic, Compound, Barebow and Indoor Match Round Individual event:*

- During the matches of the Elimination and Finals Round the athlete on the top line of each pair (of the chart) shall shoot on the left hand side of that match (see image 1: Match Play Chart 1A (104 athletes, byes are permitted)). The target allocation for each round of the competition is the choice of the organisers;*
- In the 1/48, 1/32, 1/24, and 1/16 (also indoors) Elimination Rounds there may be two athletes per target butt, in the 1/8 Elimination Round each athlete shall shoot on a separate target butt. Athletes shall go to the target butt to score and collect the arrows;*
- In the Finals Rounds (individual matches, alternating shooting) each athlete shall shoot on a separate target butt and shall not go to the target to score and collect the arrows. Each athlete shall appoint an athlete's agent who shall observe the scores recorded and withdraw the arrows. The arrows shall be returned to the athlete at the completion of every end/set after the second end/set;*
- In single match play with alternating shooting, the higher placed athlete in the Qualification Round shall decide the order of shooting of the first end/set. The athlete with the lower set point score for recurve and barebow, or lower cumulative score for compound shall shoot first the next end/set. If the athletes are tied, the athlete who shot first in the first end/set shoots first in the next end/set or in the shoot-off.*



**Image 1:** Match Play Chart 1A (104 athletes, byes are permitted)

**13.2.2 In the Team Event (both teams shooting at the same time):**

- The left/right position for matches shall follow the match play chart. The team on the top line of each pair (of the chart) shall shoot on the left-hand side of that match. The target allocation for each round of the competition is the choice of the organisers;
- Both teams shall start each end of their match with the athletes behind the 1m line. The first athlete may only cross the 1m line when the Director of Shooting has given the signal to start the match;
- The athletes in the team shall shoot two arrows each in an order of their own choosing;

- One athlete shall occupy the shooting line, while the other athletes remain behind the 1m line. No more than one athlete at a time shall be in front of the 1m line;
- Para classified athletes may stay on the shooting line throughout the match. If they do so, they shall indicate that they have finished shooting by raising a hand above the head (see [21. Chapter 21-Para-Archery](#));
- When moving forward to shoot, athletes shall not remove their arrows from their quivers until they are on the shooting line;
- In compound team matches, athletes shall not hook their release aids on the string until they are on the shooting line and the signal for shooting has been given. Once the athlete is on the shooting line and the signal for shooting has been given, the release aid may be hooked either before or after the arrow nocked on the string. This restriction shall not apply to Para Athletes whose classification permits a mouth tab which is permanently attached to the string;
- Violations of the Team Event rules shall be handled according to [15. Chapter 15-Consequences of Breaking Rules](#).

#### 13.2.3 In the Team Event Finals Rounds (alternating shooting):

- Both teams shall start each end of their match with their athletes behind the 1m line;
- The higher placed team in the Qualification Round shall decide the order of shooting of the first end. The team with the lower set points score for recurve and barebow, or lower cumulative score for compound shall shoot first the next end/set. If teams are tied, the team which started the match shall shoot first;
- Each team has to alternate between their members after each shot so that each member has shot one arrow in each phase of the rotation;
- When the first team has shot three arrows (two for Mixed Team) and the athlete has returned behind the 1m line the clock of that team is stopped, displaying the time remaining;
- When the clock of the second team is started, the first athlete of that team may cross the 1m line and start shooting;
- This is repeated until both teams have shot six arrows (four for Mixed Team) or their time has expired;
- The team that shot first in the match shall start shooting the shoot-off and the alternation between the teams shall take place after every shot arrow.

### 13.3 At other Tournaments:

#### 13.3.1 The Olympic and Compound Match Round

[Article 13.2.](#) applies with the following exceptions:

- In the 1/8 Elimination Round the organisers may assign one or two athletes to one target butt. They shall go to the target butt to score and collect the arrows;
- In the 1/4 Finals Round there shall be one athlete per target butt. At the discretion of the organisers the matches may be shot simultaneously. In that case the athletes shall go to the target butt to score and collect the arrows. If there are not enough countdown clocks to time the matches individually, the Director of Shooting shall control the matches together;
- In all other Finals Rounds (individual matches, alternating shooting) each athlete shall shoot on a separate target butt and shall not go to the target. Each athlete shall appoint an agent who shall observe the scores recorded and withdraw the arrows. The arrows shall be returned to the athlete at the completion of every end after the second end.

### 13.4 Shooting Time and Time Limits:

#### 13.4.1 The total time allowed to shoot an end shall be determined by the total number of arrows to shoot in an end, where:

##### 13.4.1.1 For World Ranking Events:

- 20 seconds per arrow is the time allowed for individual alternate shooting, and for all team and mixed team rounds including shoot-offs;
- 30 seconds per arrow is the time allowed for individual shooting during qualifications, Olympic round and Compound rounds where alternate shooting does not apply, including shoot-offs;
- For all para-archery individual rounds at Para Archery World Ranking Events, the time per arrow shall be extended by 10 seconds for all situation aforementioned.

##### 13.4.1.2 For all other events:

- 20 seconds per arrow is the time allowed for individual alternate shooting (30 seconds for para-archery), and for all team and mixed team rounds including shoot-offs;
- 40 seconds per arrow is the time allowed for individual shooting during qualifications, Olympic round and Compound rounds where alternate shooting does not apply, including shoot-offs. Organizers have the right to reduce this time to 30 seconds per arrow, by indicating so in the invitation.

#### 13.4.2 The time limit may be extended in exceptional circumstances.

### 13.5 Visual and acoustic time control.

#### 13.5.1 When the shooting is controlled by lights (except in the Finals Round of the Olympic, Compound and Indoor Match Rounds):

**RED** The Director of Shooting shall give two sound signals for the designated athletes (AB, CD, or all three athletes as applicable) to occupy the shooting line all together (except Team Events).

**GREEN** On the lights changing to green 10 seconds later, the Director of Shooting shall give one sound signal for shooting to begin.

**YELLOW** This warning signal shall be given 30 seconds before the end of the time limit, except in the Finals Round of the Olympic Round when the athletes shoot alternately.

**RED** This means the shooting time has finished (see [Article 13.4.](#)) and two sound signals shall be given to indicate that shooting is to stop, even if all arrows have not been shot. Any athlete still on the shooting line shall immediately go back behind the waiting line. When there are other designated athletes, they shall move up to the shooting line and wait for the green light and the shooting to begin. This whole procedure shall be repeated as above until all have shot. When six arrows are shot in two ends of three arrows, the above process shall be repeated before scoring. When the red light comes on after the required number of arrows have been shot, three sound signals shall be given for the scoring to begin.

#### 13.5.2 When the shooting is controlled by plates: two plates are displayed so that the same side of the plates (all yellow or green) is seen

*simultaneously on both sides of the field. The YELLOW side shall be turned towards the athletes as a warning that only 30 seconds are left of the time limit. The GREEN side of the plate shall be turned toward the athletes at all other times.*

*13.5.3 Whenever the shooting line is clear, the appropriate signal for change or scoring shall be given, unless the judges have been informed that there are athletes who have not shot all their arrows.*

*13.5.4 If more than one match is held on the same field of play at the same time with alternating shooting, no sound signal may be given to indicate the start of each shooting period except for the start of the match.*

**13.6 No athlete shall occupy the shooting line except when the appropriate signal has been given.**

*13.6.1 10 seconds shall be allowed for the athletes to leave and the next designated athletes to occupy the shooting line. This shall be indicated by two sound signals and a red light.*

*13.6.2 When there is individual alternating shooting, athletes competing shall go to the shooting line upon the 10 seconds alerting signal. At the end of the 10 seconds, one sound signal shall start the 20 second shooting period for the first athlete in the match or the 30 second shooting period for the Para Archery tournament match. As soon as the first arrow is shot and the score is posted or the time runs out, the countdown clock for the opponent athlete is started to indicate the appropriate 20 or 30 second shooting period to shoot one arrow. The athletes of the match shall continue to alternate their shots following the countdown clock visual signal until each athlete has shot the three arrows or the athlete is sure on the loss of the match. The losing athlete may then vacate the shooting line and congratulate the winner.*

*If the time runs out a sound signal shall indicate to the other athlete/team the start of the time period or the end of the end/set.*

**13.7 If the shooting is suspended during an end for any reason, the time limit shall be adjusted.**

*13.7.1 In the Individual Event 30 seconds per arrow (20 seconds when alternating) shall be given in the Olympic, Compound and Indoor Match Rounds.*

*13.7.2 In the team event, if shooting is suspended and if the time remaining on the clock is more than the sum total of 20 seconds per arrow for the remaining unshot arrows by the team, as identified by the Director of Shooting or the Judge, then shooting shall resume from that time. Otherwise, the team will get 20 seconds per arrow for the remaining unshot arrows. In either case, shooting shall resume from the shooting line.*

**13.8 An athlete arriving after shooting has started shall forfeit the number of arrows already shot, unless the Chair of the Tournament Judges Commission, or the chair's designee, is satisfied that the athlete was delayed by circumstances beyond the athlete's control. In this case the athlete shall be allowed to make up the lost arrows after the distance then being shot is completed, but in no circumstances may that be more than 12 arrows.**

*In the Olympic, Compound or Indoor Match Rounds, for alternate shooting, a forfeited match is a match in which one of the two athletes/teams is not present when the order of shooting is decided, or in which one athlete/team is not present at the start of the match (both athletes/teams shooting at the same time). The athlete/team present when the order of shooting is decided or present at the designated target at the start of the match then shall be declared the winner of that match.*

**13.9 While shooting is in progress, only those athletes whose turn it is to shoot or who have a classified disability may be on the shooting line.**

*13.9.1 All other athletes, with their equipment, shall remain behind the waiting line. After an athlete has shot the arrows, the athlete shall immediately retire behind the waiting line. The athlete may leave the spotting scope on the shooting line between ends providing it does not create an obstacle for any other athlete.*

# Chapter 14

## Scoring

14.1 There shall be scorers in sufficient numbers to ensure that each target butt has a scorer.

*14.1.1 These scorers can be athletes when there is more than one athlete per target butt. One scorer shall be appointed for each target butt.*

*14.1.2 Scoring shall take place after each end/set.*

*14.1.3 Scorers shall enter onto the scorecards the value of each arrow in descending order as called out by the athlete to whom the arrows belong (or the athlete's agent). Other athletes on that target shall check the value of each arrow called out and in case of disagreement call the assigned Judge who makes the final decision.*

*14.1.4 In the Olympic Elimination Round or Finals Round when shooting simultaneously, the value of the arrow shall be called by the athlete. The opponent shall check the value of each arrow and in case of disagreement call the assigned Judge who makes the final call.*

*14.1.4.1 In each set an athlete can score a maximum of 30 points (for three arrows). The athlete with the highest score of that end obtains two set points; in case of a tied score both athletes obtain one set point.*

*14.1.4.2 As soon as an athlete reaches 6 set points (6 of 10) possible in a five-set match, the athlete is declared the winner and passes to the next round.*

*14.1.5 In the Olympic Team and Mixed Team Event Elimination or Finals Round, when shooting simultaneously, the value of the arrows of each team shall be called by one athlete per team. The opponent shall check the value of each arrow and in case of disagreement call the assigned Judge who makes the final call.*

*14.1.5.1 In each set a Team can score a maximum of 60 points and a Mixed Team a maximum of 40 points (with two arrows per athlete). The team with the highest score of that end obtains two set points; in case of a tied score both teams obtain one set point.*

*14.1.5.2 As soon as a team reaches 5 set points (5 of 8) possible in a four-set match) this team is declared the winner and passes to the next round.*

*14.1.6 In the Elimination Round and Finals Rounds during alternating shooting, the value of the arrows shall be noted down by the scorer in the order in which they are shot. These unofficial recorded values shall be checked by the athlete's agent if required when the official scoring takes place at the target. To verify the scores, the Target Judge calls the arrow scores in descending order at the target, and the judge shall sign any changed score.*

*14.1.7 Athletes may delegate authority to score and collect their arrows to their Team Manager or to another athlete on their own target butt, provided that they themselves do not move up to the target butt (e.g. athletes with disabilities).*

14.2 An arrow shall be scored according to the position of the shaft in the target face. If the shaft of an arrow touches two colours, or touches any dividing lines between two scoring zones, that arrow shall score the higher value of the two zones involved.

*14.2.1 None of the arrows, the target face or butt shall be touched until the value of all the arrows on that butt has been recorded.*

*14.2.2 If more than the required number of arrows should be found in the target butt or on the ground near the butt, or in the shooting lanes, only the lowest three (or six, as the case may be) in value shall be scored. Athletes or teams found to repeat this offence may be disqualified.*

*14.2.2.1 For the Team Compound Match Round, arrows may be shot in any order, but if more than three arrows (two for Mixed Team) are shot into the same scoring area, all arrows count as part of that end, but only the three lowest (two lowest for Mixed Team) value arrows shall score. The other arrow, or arrows, in the same scoring area shall be scored as a miss, or as misses. Any arrow missing the outermost blue 5-zone shall be scored as a miss.*

*14.2.2.2 For indoor events when triple faces are used, arrows may be shot in any order, but if more than one arrow is shot into the same scoring area, both (or all) arrows count as part of that end, but only the lowest value arrow shall score. The other arrow, or arrows, in the same spot shall be scored as a miss, or as misses. Any arrow missing the outermost blue 6-zone shall be scored as a miss.*

*14.2.3 If a fragment of a target face is missing, including the dividing line or where two colours meet, or if the dividing line is pushed aside by an arrow, then an imaginary circular line shall be used for judging the value of any arrow that hits such a part.*

*14.2.4 All arrow holes in the scoring zone shall be suitably marked by the athletes every time the arrows are scored and drawn from the target face.*

*14.2.5 Arrows embedded in the butt and not showing on the face can only be scored by a Judge.*

*14.2.6 An arrow hitting:*

*14.2.6.1 The target butt and rebounding or hanging from the target, shall score, in the case of a rebound arrow, according to the mark it makes on the target face, provided that all the other arrow holes have been marked and an unmarked hole or mark can be identified and, in the case of a hanging arrow, as it lies in the target face.*

*When a rebound or hanging arrow occurs:*

- All athletes on that target butt shall stop shooting but remain on the shooting line, calling a Judge;
- When all athletes on the shooting line for that end have finished shooting their arrows or the time limit has expired,

whichever is appropriate, the Director of Shooting shall interrupt the shooting. The athlete with the rebound or hanging arrow shall go to the target butt together with a Judge, who shall decide the point of impact of the rebound arrow or determine the value of the hanging arrow, note the value, remove the hanging arrow and mark the hole. The Judge shall later participate in scoring that end. The rebound or hanging arrow is to be left behind the target butt until that complete end has been scored. When the field is clear, the Director of Shooting shall give the signal for those athletes on the target butt where the rebound or hanging arrow occurred to continue shooting;

- These athletes shall complete their end of three or six arrows, before general shooting or scoring is resumed. No other athlete is to occupy the shooting line.

14.2.6.2 The target butt and passing completely through the butt, provided all arrow holes have been marked and provided an unmarked hole can be identified, shall score according to the value of the unmarked hole in the target face.

14.2.6.3 Another arrow in the nock and remaining embedded therein shall score the same value as the arrow struck.

14.2.6.4 Another arrow and deflecting into the target face shall score as it lies in the target face.

14.2.6.5 Another arrow, and then rebounding, shall score the value of the struck arrow, provided the damaged arrow can be identified.

14.2.6.6 A target face, other than an athlete's own target face, shall be considered part of that end and score as a miss.

14.2.6.7 Outside the outermost scoring zone of the target face shall score as a miss.

14.2.7 An arrow found on the ground in the shooting lane or behind the target butt, which has been claimed as a bouncer or pass through, shall, in the opinion of the Judge(s), have first hit the target butt. If more than one unmarked hole is located in the scoring zone of the target face after a bouncer or pass through has occurred, the value of the lowest scoring hole shall be given to the athlete, unless physical evidence may give the correct score of the arrow.

14.2.8 In the Olympic, Compound and Indoor Match Rounds arrows rebounding, passing through the butt or hanging from it shall not stop the competition.

14.2.9 A miss shall be recorded as "M" in the scorecard.

14.3 The Director of Shooting shall see that, wherever possible following scoring, no arrows are left in the target butts before any signal is given to continue shooting.

14.3.1 If arrows are accidentally left in the target butt, the shooting shall not be interrupted. An athlete may shoot that end with other arrows or make up the arrows lost after shooting over that distance has been completed. A Judge shall participate in the scoring of that end, making sure that the arrows which have remained in the target butt from the previous end were entered in the athlete's scorecard before any arrows are withdrawn from the target butt.

14.3.2 In the event of an athlete leaving arrows, the athlete may use others provided a Judge is informed before shooting begins.

14.4 Scorecards shall be signed by the scorer and the athlete, indicating that the athlete agrees with the value of each arrow, the sum total, the number of 10's and the number of X's (or 9's for indoors). If the scorer is participating in the shooting, the scorecard shall be signed by another athlete on the same target butt.

14.4.1 Each target will have two scorecards one of which may be electronic. If there is a discrepancy in the arrow values between an electronic and a paper score card, the paper card will take precedence.

The organisers are not required to accept or record scorecards that have not been signed, do not contain the sum total, and/or the number of 10's and/or the number of X's (or 9's for indoor) and/or which contain mathematical errors.

The organisers or officials are not required to verify the accuracy of any submitted scorecard, however if the organisers or the officials note an error or a missing signature at the time of submission, they will ask the athletes concerned to correct such error and the result as corrected will stand. Organizers may, but are not required to, have a process when the scorecards are submitted by the athletes to attempt to note an error or a missing signature. However, athletes are ultimately responsible for their portion of the scorecards and, if a paper scorecard is not submitted or is submitted without the athlete signature and not corrected at the time of submission, the athlete shall be disqualified (individual/team and mixed team where applicable) by the chair of the tournament judge commission. Any such corrections shall occur before the next stage of competition. Should a discrepancy be found in the sum total where:

- two paper scorecards are used, the sum total of the lower arrow scores will be used for the final result; if the score on a single scorecard (and in the case of double scoring, the score is the same on each scorecard), is lower than the actual score, the lower score on the scorecard will be used;
- one paper scorecard and one electronic scorecard are used, the total of the electronic scorecard will be used for total score, 10s and Xs on the following conditions:
  - a total score has been entered on the manual scorecard so verification is possible;
  - in case no 10s and Xs (9s for indoor) are entered on the manual scorecard, no 10s and Xs (9s for indoor) are registered;
  - in case no total score is entered on the manual scorecard when it is submitted to the results team, then the athlete shall be disqualified (individual/team and mixed team where applicable).

14.5 In the event of a tied score, the ranking of the results shall be determined in the following order.

14.5.1 Except for those ties as set out in [Article 14.5.2.](#), tied scores in all rounds are ranked using:

- Individuals and Teams:
  - Outdoors:
    - Greatest number of 10's (including inner 10's);
    - Greatest number of X's (inner 10's);
  - Indoors:
    - Greatest number of 10's;

- Greatest number of 9's;
- After this, athletes still tied shall be declared equal; but for the position in the match play chart a disk toss shall decide the position of those declared equal.

14.5.2 For ties deciding the entrance to the Elimination Rounds, in Matches, or in the top 8 (in case of using Match play chart 1A and 1B, or Match Play Chart 5 - [Appendix 3-Match Play Charts, 1. Match Play Chart 1A \(104 athletes, byes are permitted\) in Book 2](#) or [Book 2-Events in Book 2](#)) there shall be shoot-offs to break the ties (the system of the number of 10's and X's (9's for indoors) shall not be used):

*14.5.2.1 Ties deciding the entrance to the Elimination Round, or the entrance to top 8 shall be broken on the distance shot last as soon as the results of the Qualification Round have been made official.*

*14.5.2.1.1 Outdoors the target set-up for the shoot-off shall be as follows:*

- *For individuals there shall be one athlete per target butt on neutral target butts in the middle of the field; for Compound, only one 80cm six ring target face will be placed in the middle of the target butt;*
- *For each team the following setup will be used on neutral target butts in the middle of the field:*
  - *For recurve or W1 (para), there will be one target butt with one single target face;*
  - *For Compound team, three 80cm-centres with triangular set-up;*
  - *For Compound Mixed team or Para Doubles, two 80cm-centres with horizontal setup;*
  - *The individual team members shall decide which centre they shall shoot at when multiple centres are used.*

*14.5.2.1.2 Indoors the target set-up for the shoot-off shall be as follows:*

- *For individuals the shoot-off should take place on the same target face type (40cm vertical triple face, 40cm triangular triple face, 60cm face) on which athletes involved have shot in the Qualification Round;*
- *For individuals there shall be one athlete per target butt on neutral target butts in the middle of the field with the target face in the middle of the butt. If space is limited, then there may be two athletes per butt, with one target face for each athlete, positioned left and right on the butt;*
- *For individuals if triple faces are used the athlete shall shoot on the middle face;*
- *For the teams' shoot-off there shall be one butt per team. When using the triangular triple face the team shall have one face of which the lower centres shall be at 130cm above the floor. For vertical triple faces, it shall be turned horizontally. Each team member shall decide at which centre the athlete shoots (one arrow per centre).*

*14.5.2.2 Individuals:*

- *A single arrow shoot-off for score in Indoor and Outdoor;*
- *If the score is the same the arrow closest to the centre of the target face shall resolve the tie and if the distance is the same, successive single arrow shoot-offs, until the tie is resolved.*
- *If both athletes miss the scoring area of the target, both athletes will shoot an additional arrow.*

*14.5.2.3 Teams:*

- *A three-arrow (two-arrow for Mixed Team) shoot-off for score, a single arrow by each team member;*
- *If the score is tied, the team with the arrow closest to the centre shall win;*
- *If still tied the second arrow (or third) closest to the centre shall determine the winner.*

*14.5.2.4 Until official information about shoot-offs is given, athletes shall remain on the competition field. An athlete/team who is not present when the official results are announced, shall forfeit the shoot-off.*

14.6 The top 8 athletes (teams) shall be individually ranked.

*14.6.1 Athletes/teams eliminated during the:*

- *1/8 shall be ranked 9th;*
- *1/16 shall be ranked 17th;*
- *1/24 or 1/32 shall be ranked 33rd;*
- *1/48 shall be ranked 57th.*

*14.6.2 Athletes/teams eliminated in the 1/4 final shall be ranked as follows:*

- *In matchplay using sets, by number of set points and if tied, by the number of cumulative points shot in the last match;*
- *In matchplay using cumulative scoring, by the number of cumulative points shot in the last match.*

*If still tied they shall be declared tied.*

14.7 At the end of the tournament the Organising Committee shall publish complete result lists.



# Chapter 15

## Consequences of Breaking Rules

Set out below is a summary of the penalties or sanctions applied to athletes or officials when rules are broken.

### 15.1 Eligibility, disqualification.

- 15.1.1 An athlete found guilty of breaking any eligibility rule may be disqualified from the competition and, if so, shall lose any position the athlete may have gained.
- 15.1.2 An athlete is not eligible to compete in World Championships if the athlete's Member Association does not meet the requirements laid down in [Article 3.7.2. in Book 2](#).
- 15.1.3 An athlete found competing in a class laid down in [4.2. Classes in Book 2](#) of which the athlete does not fulfil the requirements, shall be disqualified from the competition and lose any position gained.
- 15.1.4 An athlete found to have committed an Anti-Doping Rules violation shall be subject to sanctions as laid down in [Book 6-Anti-Doping Rules in Book 6](#).
- 15.1.5 Any athlete found to be using equipment contravening World Archery Rules may have scores partly or fully cancelled (see [11. Chapter 11-Athletes Equipment](#)).
- 15.1.6 Athletes or teams repeatedly found shooting more than the permitted number of arrows per end may be disqualified (see [Article 14.2.2.](#)).
- 15.1.7 An athlete proved to have knowingly broken any rules and regulations may be declared to be ineligible to participate in the competition. The athlete shall be disqualified and shall lose any position gained.
  - 15.1.7.1 *Un-sportsmanlike conduct shall not be tolerated. Such conduct by an athlete or anyone deemed to be assisting an athlete shall result in disqualification of the athlete in question and may further result in suspension from future events.*
  - 15.1.7.2 *Anyone who alters without authorization, or falsifies, a score, or knowingly has a score altered or falsified, shall be disqualified.*
  - 15.1.7.3 *If an athlete repeatedly withdraws arrows from the target before they are scored, the athlete may be disqualified.*
- 15.1.8 An athlete who persists in using a dangerous method of drawing the string in the opinion of the Judges, shall be asked by the chairperson of the Tournament Judge Commission or the Director of Shooting to stop shooting immediately and shall be disqualified (see [Article 12.9.](#)).

### 15.2 Losing the score of arrows.

- 15.2.1 An athlete arriving after shooting has started shall forfeit the number of arrows already shot, unless the Chair of the Tournament Judge Commission is satisfied that the athlete was delayed by circumstances beyond the athlete's control (see [Article 13.8.](#)).
- 15.2.2 An arrow shot before the start signal or after the stop signal, or out of sequence in alternating shooting, shall be considered as being part of that end and shall cause the athlete to lose the highest scoring arrow of that end which shall be scored as a miss.
- 15.2.3 An arrow shot on the competition field after the Director of Shooting has officially closed the practice session on the competition field (which is after the pulling of the practice arrows) or during the breaks between distances or rounds shall cause the athlete to lose the highest scoring arrow of the next scoring end.
- 15.2.4 In the team event, if any of the athletes of a team shoots an arrow before or after the relevant signal to start or finish the time period, that arrow shall count as part of that end and shall cause the team to lose the highest scoring arrow of that end which shall be scored as a miss.
- 15.2.5 If more than the required number of arrows should be found in the target butt or on the ground near the target butt, or in the shooting lanes, only the three lowest (or six lowest, as the case may be) in value shall be scored (see [Article 14.2.2.](#)).
- 15.2.6 If a member of a team fails to shoot two arrows in an end the number of un-shot arrows shall still form part of that end. An un-shot arrow shall be recorded as a miss. If the total number of arrows, including all un-shot arrows in any one end exceeds six (or four) arrows, [Article 15.2.5.](#) shall apply.
- 15.2.7 If a member of the team shoots more than the required number of arrows in alternating shooting before returning behind the 1m line, the team shall lose the highest scoring arrow of that end.
- 15.2.8 An arrow not hitting a scoring zone, or hitting a target face other than the athlete's own target face shall be considered as part of that end and scored as a miss ([Article 14.2.6.6.](#) [Article 14.2.6.7.](#)).
- 15.2.9 When triple faces are used and more than one arrow is shot into the same scoring area both (or all) arrows count as part of that end but only the lowest value arrow shall score.
- 15.2.10 For the Team Compound Match Round, if more than three arrows (two for Mixed Team) are shot into the same scoring area, only the three lowest (two lowest for Mixed Team) value arrows shall score. The other arrow, or arrows, in the same scoring area shall be scored as a miss, or as misses.

### 15.3 Team Round Time penalties.

- 15.3.1 If a member of a team crosses the 1m line too soon the Judge shall raise the yellow card. This card indicates that the athlete shall

*have to return behind the 1m line to start over again or be replaced by another athlete with arrows to shoot who shall start from behind the 1m line.*

*15.3.2 If the team does not obey the yellow card and the athlete shoots the arrow, the team shall lose the highest scoring arrow for that end.*

*15.3.3 The same procedure applies if a team member removes an arrow from the quiver or, in a compound team match, hooks the release aid on the string before standing on the shooting line.*

#### **15.4 Warnings.**

Athletes who have been warned more than once and who continue breaking the following rules or who do not follow decisions and directives (which can be appealed) of the assigned Judges shall be treated according to [Article 15.1.7.](#):

*15.4.1 No athlete may touch the equipment of another without the latter's consent (see [Article 12.7.](#));*

*15.4.2 No athlete may draw a bow, with or without an arrow, except when standing on the shooting line (see [Article 12.10.](#)).*

*15.4.3 While shooting is in progress, only those athletes whose turn it is to shoot may be on the shooting line except for athletes with a classified disability.*

*15.4.4 An athlete may not raise the bow arm until the signal is given to start (see [Article 12.3.](#)).*

*15.4.5 None of the arrows, target face or butt shall be touched until all the arrows on that target butt have been scored (see [Article 14.2.1.](#)).*

*15.4.6 When drawing back the string of the bow an athlete shall not use any technique which, in the opinion of the Judges, could allow the arrow, if accidentally released, to fly beyond a safety zone or safety arrangements (overshoot area, net, wall etc.).*

#### **15.5 Consequences of a Positive Alcohol Test**

*15.5.1 If an alcohol test performed on a person subject to [2.3.4. Alcohol Test in Book 1](#) results in positive before the end of an Event, such person shall be withdrawn from the Event and the case will be forwarded to the Board of Justice and Ethics for further sanctions.*

*15.5.2 Consequences are:*

- Disqualification of the Event;*
- 1 year of ineligibility for the first offense;*
- 4 years of ineligibility for the second offense;*
- Life ban for the third offense.*

# Chapter 16

## Practice

16.1 At Championships, practice may take place on the tournament range.

*16.1.1 For World Championships, this practice shall be for a minimum of 20 minutes and a maximum of 45 minutes on all days of the Qualification Round. Practice ends with the pulling of the practice arrows. The practice targets shall be set up at the first distance to be shot by each class. When shooting the Elimination Round and Finals Round, the organisers may decide on the length of the practice period taking into account the schedule for each day.*

*16.1.1.1 Other practice facilities shall be made available to athletes at least five days before the beginning of the competition.*

*16.1.2 At other World Archery events practice shall be for a maximum of 45 minutes but may be less and the competition shall start as soon as possible.*

*16.1.3 For the Olympic, Compound and Indoor Match Round, a practice field shall be made available alongside the competition field (with targets in the same direction as the competition field) where athletes, still in the competition, may practice during the Elimination and Finals Rounds. The organising committee is not required to provide practice facilities to athletes who are eliminated.*

16.2 For all World Championships:

*16.2.1 Should the practice field be insufficient for the number of athletes, the organisers may arrange two or three practice sessions a day, of at least four hours each. Attendance at these sessions may be booked up to 24 hours in advance. Bookings for more than one session a day for the same athlete may only be accepted if this does not prevent any other athlete from booking a first practice period at the session of choice.*

*16.2.2 The Director of Shooting shall be in charge of the official practice field at all times. The Director of Shooting shall give the appropriate signals to start and stop shooting and moving forward to collect arrows. No athlete may shoot after the stop shooting signal is given. Athletes contravening this rule may be banned from the practice session.*

*16.2.3 Any change in the distance at which targets are set, shall be with the prior permission of the Director of Shooting, who may ask athletes to assist in moving and re-arranging targets, should it be necessary.*

*16.3 All practice arrows shall be shot under the control of the Director of Shooting.*

# Chapter 17

## Questions and Disputes

17.1 Any athlete on the target butt shall refer any questions about the value of an arrow in the target face to a Judge before any arrows are drawn.

*17.1.1 A mistake on the scorecard may be corrected before the arrows are drawn, provided that all the athletes on the target agree on the correction. The correction shall be witnessed and initialled by all the athletes on the target. Any other disputes concerning entries on a scorecard shall be referred to a Judge.*

*17.1.2 Should range equipment be defective or a target face become unreasonably worn or otherwise damaged, an athlete or Team Manager may appeal to the Judges to have the defective item replaced or remedied.*

17.2 Questions concerning the conduct of the shooting or the conduct of an athlete shall be lodged with the Judges before the next stage of the competition.

*17.2.1 Questions regarding any published results shall be lodged with the Judges without any undue delay, and in any event shall be lodged in time to allow corrections to be made before the prize giving.*

# Chapter 18

## Team Officials

18.1 At World Championships, each team taking part shall be represented by a Team Manager who may or may not be participating in the event.

*18.1.1 The Team Manager shall:*

- *Contact the organisers as soon as possible on arrival;*
- *Attend the Team Managers Meetings called by the organisers, the Judges or the Jury of Appeal;*
- *Accompany the team at the equipment inspection;*
- *Approach, whenever necessary, organisers, Judges or Jury of Appeal on behalf of the athletes of the team;*
- *Generally, represent the team in all matters pertaining to the Championships.*

*18.1.2 A Team Manager may be helped by other team officials (such as coaches, physiotherapists, psychologists, etc.). There may not be more than one team official on the field of play for each athlete competing at the time. However, the maximum number of team officials on the field of play at the same time is four. This may be increased by one official per category if the Member Association has athletes competing in more than two categories at the same time.*

*18.1.3 The team official, unless competing, can only be in the designated areas of the field of play as follows:*

- *If an official's area has been designated on the Finals field of play, only one team official per athlete/team can be on the field of play and only in the official's area during shooting.*
- *In all other cases the team officials can only be behind the waiting line unless representing the athlete at the target or assisting a para-athlete with an equipment failure or a medical reason on the shooting line.*

# Chapter 19

## Appeals

19.1 In the event of an athlete not being satisfied with a ruling given by the Judges, the athlete may, except as provided for in [Article 17.1.](#) above, appeal to the Jury of Appeal according to [3.13. Jury of Appeal in Book 2.](#) Trophies or prizes which may be affected by a dispute shall not be awarded until the Jury ruling has been given.

*19.2 The decision by the Judge on the value of an arrow before the withdrawal from the target face is final.*

*19.3 The decision made by a Judge in the team round event concerning the use of the yellow card to signal the violations described in [Article 15.3.](#) is final.*

*19.4 The decision of the Jury is final it cannot be appealed.*

# Chapter 20

## Dress Regulations

20.1 World Championships are majestic occasions, honoured by the attendance of many dignitaries. All athletes, Team Managers and Officials participating in the Opening and Closing Ceremonies should be dressed in the uniform of their respective Member Association.

*20.1.1 During the Olympic Games, World Championships, World Ranking Events and World Cup Events, athletes and team officials shall dress in sports clothing on the field of play.*

- *All members of one team by category shall be dressed in the same team uniform. The teams of one country may wear different design and colour uniforms. Team officials may wear a different style but should wear the same colours and should be easily identified as the official of their team;*
- *Athletes shall wear trousers, shorts, dresses, skirts or divided skirts of their choice, however, this legwear may not be shorter than the athlete's fingertips when the arms and fingers are extended at the athlete's side. They shall wear long or short sleeved shirts, blouses or tops, however, the upper body clothing must be fixed over each shoulder covering the front and back of the body while still covering the midriff when the athlete is at full draw.*
- *No denim or jeans, regardless the colour, or camouflage clothes and equipment may be worn nor any oversize or baggy type pants or shorts;*
- *During the Team and Mixed Team match play competition the same colour and style shirt/blouse/top and the same colour pants/shorts/skirts shall be worn;*
- *Due to weather conditions, protective clothing such as sweaters, track suits, raingear, etc. may be worn following approval by the Technical Delegate of the event, or, in the Technical Delegate's absence, the Chairperson of the Tournament Judge Commission;*
- *Headwear is optional;*
- *During finals with TV coverage, undershirts, compression shirts or sleeves may be used on condition that they match the predominant colour of the team shirt or are white (might include design, names or markings but the predominant colour should be white).*

*20.1.2 Sport shoes shall be worn by all athletes and officials except for disabled athletes when included on their classification card. Sport shoes may be different styles but shall cover the entire foot.*

*20.1.3 Athlete numbers are to be prominently displayed on the athlete's quiver or thigh and be visible from behind the shooting line at all times while shooting is in progress.*

*20.1.4 At Olympic Games, World Championships and World Cup Events, all athletes shall have their name across the back on the shoulder area in combination with the name of their country (or three letters acronym). The name across the back of the uniform must entirely or partially match the name printed on the athlete's accreditation card. Team officials shall have their country name on the back of their shirt. The name and function of the team official are optional.*

*20.1.5 Athletes and team officials shall conform to the dress regulations during the Official Practice.*

20.2 No advertising of any kind whatsoever shall appear on clothing worn by the athletes or officials at any time during the tournament except as specified in the eligibility rules.

# Chapter 21

## Para-Archery

### 21.1 Introduction

- 21.1.1 This section is made up of bylaws only. It explains the additional rules which apply to classified para-athletes at all World Archery events.
- 21.1.2 The Classification of Athletes is the core of Para Archery and is based on the definition of classification set out by the International Paralympic Committee (IPC). Prospective Para Athletes are assessed by international classifiers who place the athletes in the appropriate sport class recognised by World Archery and which is determined by the degree to which the athlete's impairment detracts from the ability to shoot a bow and arrow.
- 21.1.3 In World Ranking Events, World Championships and Continental Championships, each athlete must compete in the category determined by the classification, for individuals rounds, doubles, and mixed teams, except the VI athletes under the conditions provided for in [Article 21.12.1.](#)

### 21.2 Classification

- 21.2.1 Athletes with a physical disability are assessed by a panel of two international classifiers. The classifiers shall allocate a class to each athlete and issue a classification card showing the class and the adaptive equipment the athlete is allowed to use.
- 21.2.2 The classifiers handbook, as amended from time to time, shall be approved by the Executive Board and has the status of a bylaw.

### 21.3 Visually Impaired Classification

- 21.3.1 Athletes with a visual impairment are classified according to the procedure laid out in the classifiers' handbook.

### 21.4 Classes

The following classes are recognised for para-athletes in the bow divisions:

#### 21.4.1 Recurve:

Individual:

- Women Open
- Men Open
- Women U21 Open
- Men U21 Open

Doubles:

- Women Open
- Men Open
- Women U21 Open
- Men U21 Open

Mixed Team:

- Recurve Open
- Recurve U21 Open

Equipment rules are the same as Target Archery Rules.

#### 21.4.2 Compound:

Individual:

- Women Open
- Men Open
- Women U21 Open
- Men U21 Open

Doubles:

- Women Open
- Men Open
- Women U21 Open
- Men U21 Open

Mixed Team:

- Compound Open



- *Compound U-21 Open*  
*Equipment rules are the same as Target Archery Rules.*

#### 21.4.3 W1 Open:

*Individual:*

- *Women W1 Open*
- *Men W1 Open*
- *Women U21 Open*
- *Men U21 Open*

*Doubles:*

- *Women W1 Open*
- *Men W1 Open*
- *Women U21 Open*
- *Men U21 Open*

*Mixed team:*

- *W1 Open*
- *W1 U21 Open*

*For the W1 class, recurve or compound bows may be used. Equipment rules are the same as Target Archery Rules, with the following exceptions:*

- *The peak draw weight of the bow is 45lbs;*
- *No peep sights or scope sights are allowed;*
- *Only one lip or nose mark is allowed;*
- *Level device is not allowed;*
- *Release aids are permitted.*

*For the W1 50m round and W1 50m match play and the W1 doubles and mixed team rounds, the full 80 cm target face will be used with the 10 scoring zone used for all rounds.*

*The timing rules for doubles apply the same as for mixed team.*

#### 21.4.4 Visually Impaired (VI):

- *VI1*
- *VI2-3*
- *VI1 U21*
- *VI2-3 U21*

*There shall be no distinction between men, women, compound or recurve within either division.*

*For the equipment rules of this division see [21.12. Visually Impaired Athletes](#).*

#### 21.4.5 A para-archer may participate in an U21 Class in tournaments when the competition takes place up to and in the year of the athlete's 20th birthday.

## 21.5 Classification cards

21.5.1 All athletes are required to have a current international classification card which shall be shown to the Judges at equipment inspection. This enables Judges to check any adaptive equipment when checking the athlete's other equipment. Athletes without a classification, because they do not meet the criteria, are not permitted to compete in a category for athletes with a disability.

21.5.2 Athletes who do not yet have an international classification card of any type shall still be allowed to compete, but the scores cannot count for World Ranking, World Records or obtaining any titles.

## 21.6 Adaptive equipment

21.6.1 Adaptive equipment is only allowed if permitted by Classifier and included on the athlete's classification card. Adaptive equipment is described on Rule Book 3, Appendix 2 - [Outdoor target butt set-up, Appendix 2-Adaptive Equipment](#)

21.6.2 An athlete who does not meet the criteria to be classified as a Para-athlete, may nevertheless require adaptive equipment to enable them to shoot a bow and arrow in general competition, but not to provide help to shoot well.

*As soon as possible, athletes who do not meet the minimum criteria to be classified as a Para-athlete or who have non-eligible conditions to be classified, may apply to a World Archery committee to use an adaptive equipment. By-laws specifying the details of this system will be approved by the Executive Board and circulated in due course.*

## 21.7 Rounds

21.7.1 Rounds shot are the same as for able-bodied athletes with the exception of the VI Division which has its own rounds.

21.7.2 Special provisions for all Team Rounds:

21.7.2.1 Athletes may remain on the shooting line.

21.7.2.2 When an athlete has finished shooting, the athlete shall raise one arm to signal the completion of shooting. The next athlete may not load an arrow on the bow until after this signal has been given.

21.7.2.3 In the case of an athlete who is unable to raise an arm due to the athlete's disability, an appropriate signal shall be

arranged with the Line Judge. This agreed signal may be physical and/or oral and will also apply if there is a Para athlete competing in an able-bodied team.

### 21.7.3 Rounds

SPORT CLASSES				
Event	Recurve Open	Compound Open	W1	Visually Impaired
Women's Individual	YES	YES	YES	NO
Men's Individual	YES	YES	YES	NO
Individual (combined Women and Men)	NO	NO	NO	YES
Women's Double	YES	YES	YES	NO
Men's Double	YES	YES	YES	NO
Mixed Team	YES	YES	YES	NO

“Doubles” - teams that consist of two athletes of the same sex shooting in the same class.

“Mixed teams” - one woman and one man shooting in the same class.

## 21.8 Competitions

- 21.8.1
- Paralympic Games;
  - World Archery Para Championships;
  - World Ranking Events;
  - Continental Para Championships.

For the mentioned competitions, an athlete can compete in one class only. This applies to all classes for which the athlete is eligible.

- 21.8.2 There may be 18m Para-archery events.

The competition can be shot Indoor or Outdoor.

Athletes compete in their age class as defined art 21.4.

The distance of shooting will be 18 meters and the target faces will be:

- for the Recurve Open classes, the same as for the Recurve classes ([7.2. Venue Equipment and Scoring Zones in Book 2](#))
- for the Recurve U21 Open classes, 40 cm 10 zones for qualification rounds and matchplay rounds
- for the Compound Open classes, the same as for the Compound classes ([7.2. Venue Equipment and Scoring Zones in Book 2](#))
- for the Compound U21 Open classes, 40 cm triple for qualification rounds and for the matchplay rounds.
- for the W1 Classes: 40 cm 10 zones for qualification rounds and matchplay rounds.
- for the W1 U21 Open classes, 60 cm 10 zones for qualification rounds and matches rounds

## 21.9 World records and awards

- 21.9.1 Records can be set for all classes for the same Rounds shot by able-bodied athletes and with the addition of records for the VI Rounds and W1 rounds. When a VI 2/3 athlete is shooting in VI 1 under the conditions provided for in [Article 21.12.1.](#), the record will only be considered in VI 2/3 category.

- 21.9.2 Records shot at World Archery Para Championships and Paralympic Games shall be automatically confirmed as soon as the scores are official.

- 21.9.3 Records shot at other recognised tournaments shall be sent to World Archery Office not later than 10 days after the tournament in question by the Member Association to which the athlete belongs, together with the tournament results list and a declaration covering the requirements for World Records as defined in [5.5. Confirmation of World Records in Book 2](#) and the details of the classification.

## 21.10 World Ranking List

- 21.10.1 A Para-Archery world ranking list shall be maintained.

## 21.11 Venue

- 21.11.1 The competition and practice venues shall have all necessary equipment and suitable access conditions for wheelchair users as defined by IPC regulations (these regulations shall be reviewed by the Para-Archery Committee).

- 21.11.2 Access from the venue entrance to the waiting and shooting lines shall be wheelchair accessible without assistance.

- 21.11.3 Two or three athletes shall be placed on each target at Para-Archery Events. Wheelchair or other seated athletes may stay on the shooting line at all times.

- 21.11.4 For all Para-Archery Events the ground shall be marked as set out in the World Archery Rules except:

- Each athlete shall be allocated a minimum of 1.25m;
- Lanes for individual events shall be a minimum of 2.50m;
- Lanes for doubles or mixed teams events shall be a minimum of 2.50m.

## 21.12 Visually Impaired Athletes

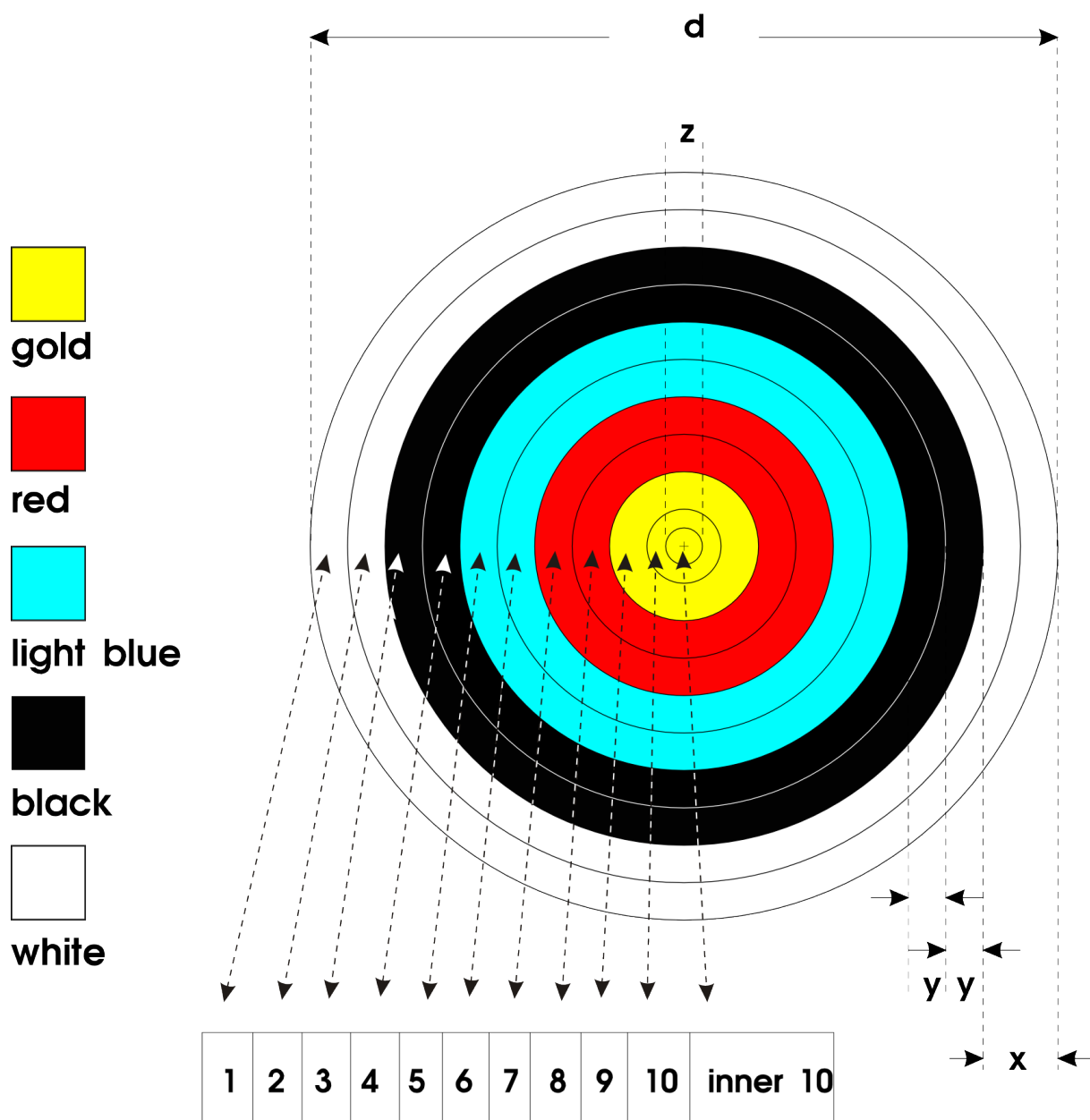
- 21.12.1 *There will be two divisions for Visually Impaired athletes, VII and VI2 and VI3 combined. VI2/VI3 athletes will be those who have the IBSA archery classification of B2 or B3 which is determined by the degree of visual acuity. The athlete in VII will wear blindfolds. The athletes in the VI2/VI3 division will not wear blindfolds. Athletes in both divisions will use a tactile sight and no other sight will be permitted. If there are insufficient final entries in either or both divisions, a single competition combining all VI athletes will proceed with all VI athletes wearing a blindfold regardless of their respective classification. Where there is only the single division for VI athletes, Member Associations may enter a maximum of 6 VI athletes regardless of their respective classifications.*
- 21.12.2 *A blindfold can be a sleep mask or wraparound glasses or goggles and shall be checked by the Judges during equipment inspection and may be re-checked at any time during the competition.*
- 21.12.3 *When at the competition venue the blindfold shall be worn at all times while on the field of play including when setting up equipment, during practice and until the end of the athlete's competition for that day.*
- 21.12.4 *The sighting device/stand must not represent an obstacle to other competitors. The total width of the stand/foot locators shall be not more than 80 cms (31.5 inches). The maximum depth of the functional part of the foot locators in contact with the athlete shall be not more than 6 cms (2.5 inches). There shall be a space of not less than 90 cms (35.5 inches) between each tactile stand (measured from the nearest point of each stand). The size of the tactile sight may not exceed 2 cms in any direction and shall only be in contact with the back of the athlete's hand, between the wrist and the base of the fingers. It can sit between the knuckles but not between the fingers.*
- 21.12.5 *Once set up, the tactile sight may be left on the field until the end of the athlete's competition for that day, and then removed.*
- 21.12.6 *In the VI Olympic Round, target allocations shall be arranged so that athletes do not have to move targets even if this means that their opponent is not on an adjacent target.*
- 21.12.7 *Athletes may shoot either recurve or compound bows within the same class. The compound bow may be shot with either fingers or a release aid. Compound bows are restricted to a peak draw weight of 45 pounds for both men and women.*
- 21.12.8 *Rounds to be shot.*
- 21.12.8.1 *The VI Outdoor Round consists of four times 36 arrows shot at 30m with the following target faces in this order:*
- *The first 36 arrows on a 60cm face;*
  - *The next 36 arrows on an 80cm face;*
  - *The next 36 arrows on an 80cm face;*
  - *The final 36 arrows on a 122cm face.*
- 21.12.8.2 *The VI 30m Round consists of 72 arrows shot at 30m on the 80cm face.*
- 21.12.8.3 *The VI Paralympic Round is shot at 30m on the 80cm target face.*
- The Elimination and Final Rounds consist of:*
- *The Elimination Round, in which the top 104 athletes (mandatory for World Para Archery Championships) are seeded according to their positions in the Qualifying Round (see Appendix 3, Book 2 - Match Play Charts). They shoot a series of matches in groups, each match consisting of the best of five sets of three arrows.*
  - *The Finals Round, in which the eight athletes remaining from the Elimination round shoot individual matches, each match consisting of the best of five sets of three arrows, culminating in the gold Medal match. At World Archery Championships the matches shall be shot one after the other. The athletes shall shoot alternately one arrow at a time.*
  - *The format may be amended to fit special stadiums and locations that are very attractive for archery. It is necessary to notify Member Associations at least one year in advance of the event;*
- 21.12.8.4 *The VI Indoor Round consists of 60 arrows on a 60cm face shot at 18m. The full "recurve" 10 zone will be used for scoring purposes even if a compound bow is used.*
- 21.12.8.5 *The VI Indoor Match Round is shot on 60cm faces and follows the other rules of the Indoor Match Round. The full "recurve" 10 zone will be used for scoring purposes even if a compound bow is used.*
- 21.12.8.6 *All other World Archery rules apply.*
- 21.12.9 *Spotters*
- 21.12.9.1 *A VI athlete is permitted to have a person acting as a spotter who must sit behind the athlete 1m behind the shooting line.*
- 21.12.9.2 *The role of the spotter is to tell the athlete the position of the arrows in the target face and also to inform them of any safety issues.*
- 21.12.9.3 *The spotter shall not disturb the other athletes while giving coaching assistance.*
- 21.12.9.4 *When the athlete has finished shooting, the spotter will go behind the waiting line. The athlete may remain on the shooting line throughout the shooting time or return behind the waiting line at the athlete's discretion.*
- 21.12.9.5 *The spotter may only adjust the sight and/or set up equipment between practice and/or scoring ends. The spotter may guide the athlete to the target and back to the shooting line. The athlete may adjust the tactile sight at any time during the shooting.*
- 21.12.9.6 *The spotter shall do the scoring for the athlete. Each athlete will sign their own score sheet.*
- 21.12.9.7 *The athlete and spotter shall be recognisable as partners wearing the same uniform.*
- 21.12.9.8 *During individual matches a VI athlete may have a spotter or a coach but not both.*
- 21.12.10 *For all international tournaments and/or those tournaments registered with World Archery, no "assistant" or "support" dogs will be permitted on the field of play.*

# Appendix 1

## Target Faces and Equipment

### 1-10 Scoring Zones Target Face

(see image 2: 1-10 Scoring Zones Target Face)

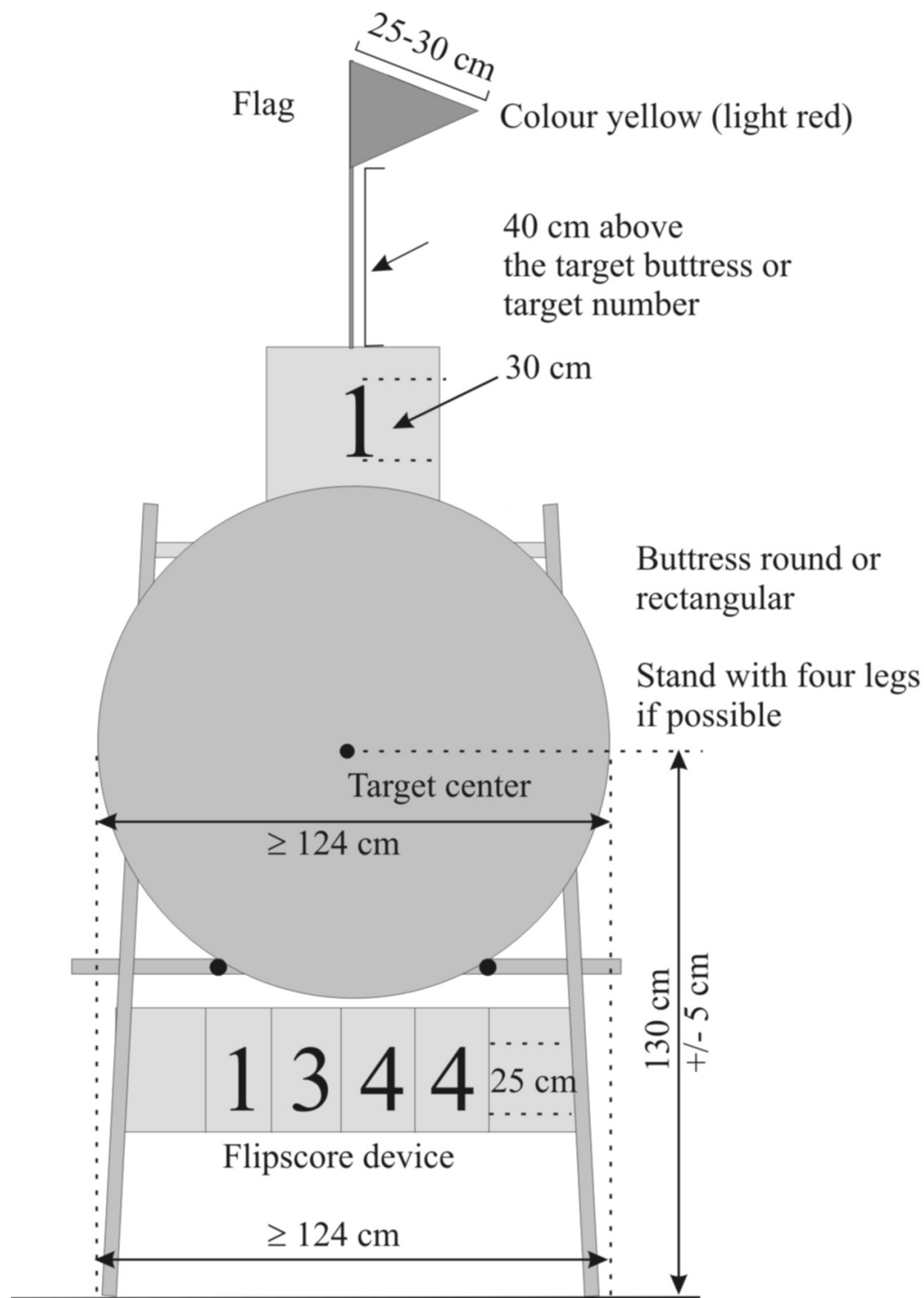


$d$	$x$	$y$	$z$
diameter of face	color zone	scoring zone	diameter of inner 10
122 cm	12.2 cm	6.1 cm	6.1 cm
80 cm	8 cm	4 cm	4 cm
60 cm	6 cm	3 cm	3 cm
40 cm	4 cm	2 cm	2 cm

Image 2: 1-10 Scoring Zones Target Face

## Outdoor target butt set-up

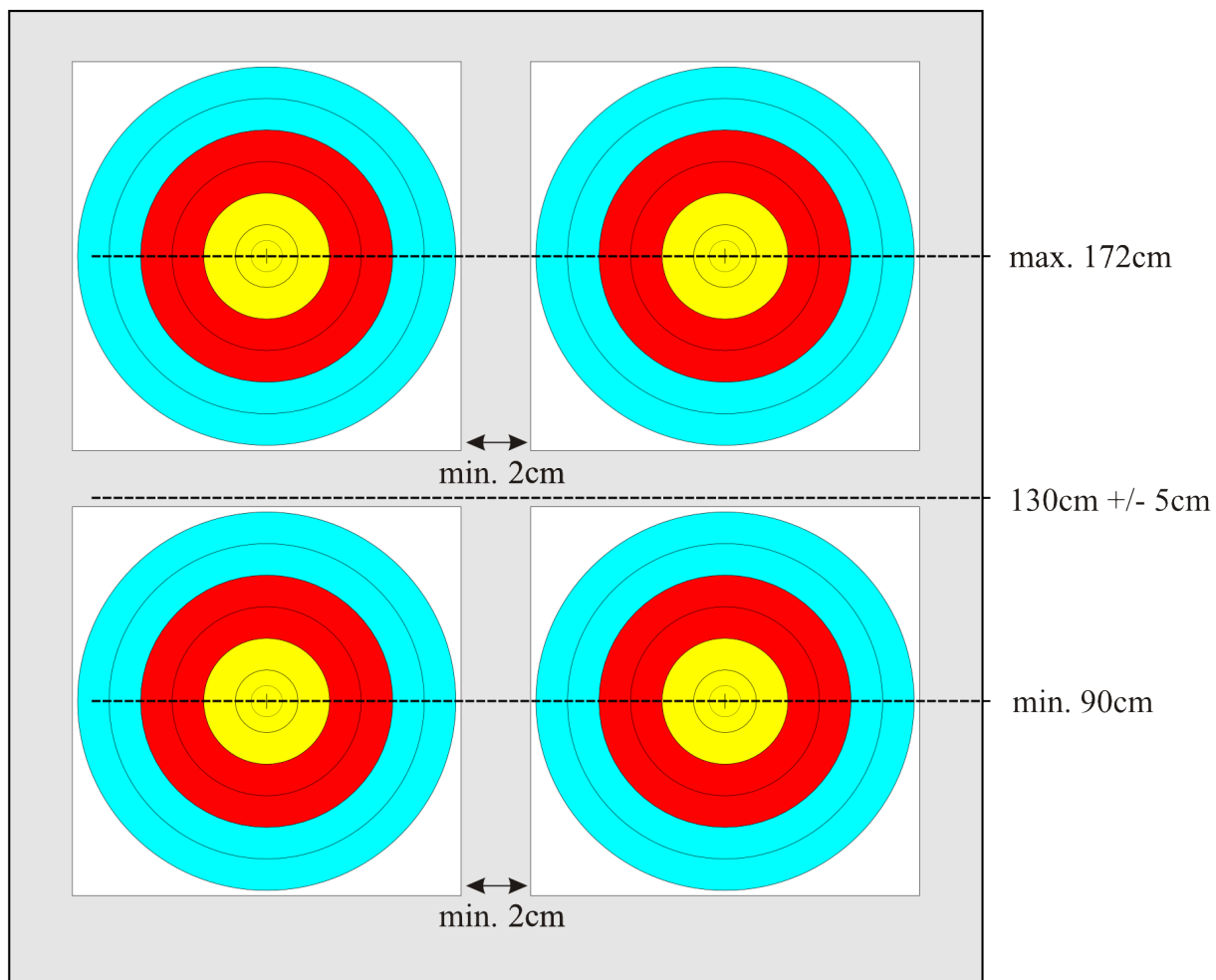
(see image 3: Outdoor target butt set-up)



**Image 3:** Outdoor target butt set-up

## 4 x 5-10 Scoring Zones Target Face

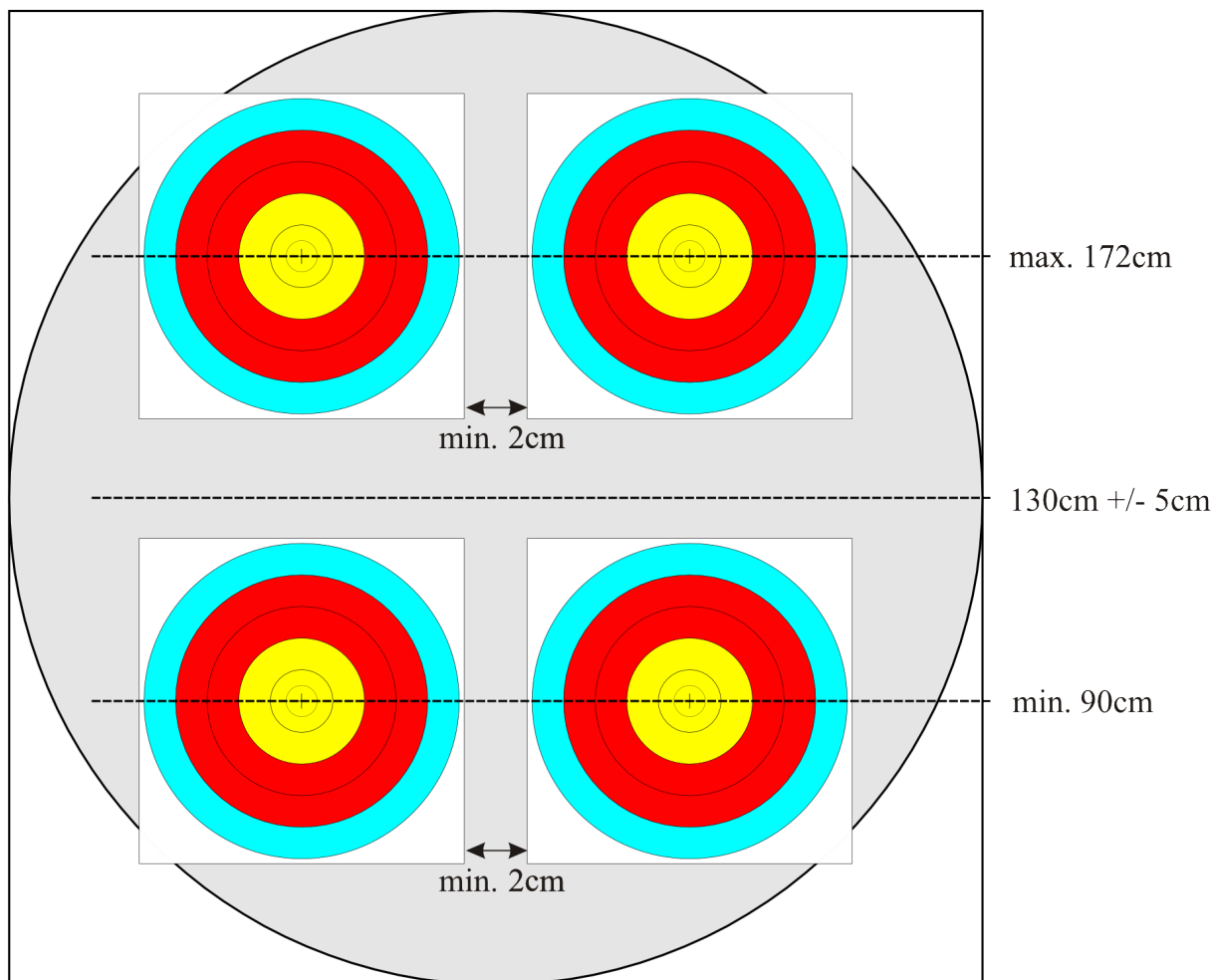
(see image 4: 4 x 5-10 Scoring Zones Target Face)



**Image 4:** 4 x 5-10 Scoring Zones Target Face

## 4 x 6-10 Scoring Zones Target Face

(see image 5: 4 x 6-10 Scoring Zones Target Face)

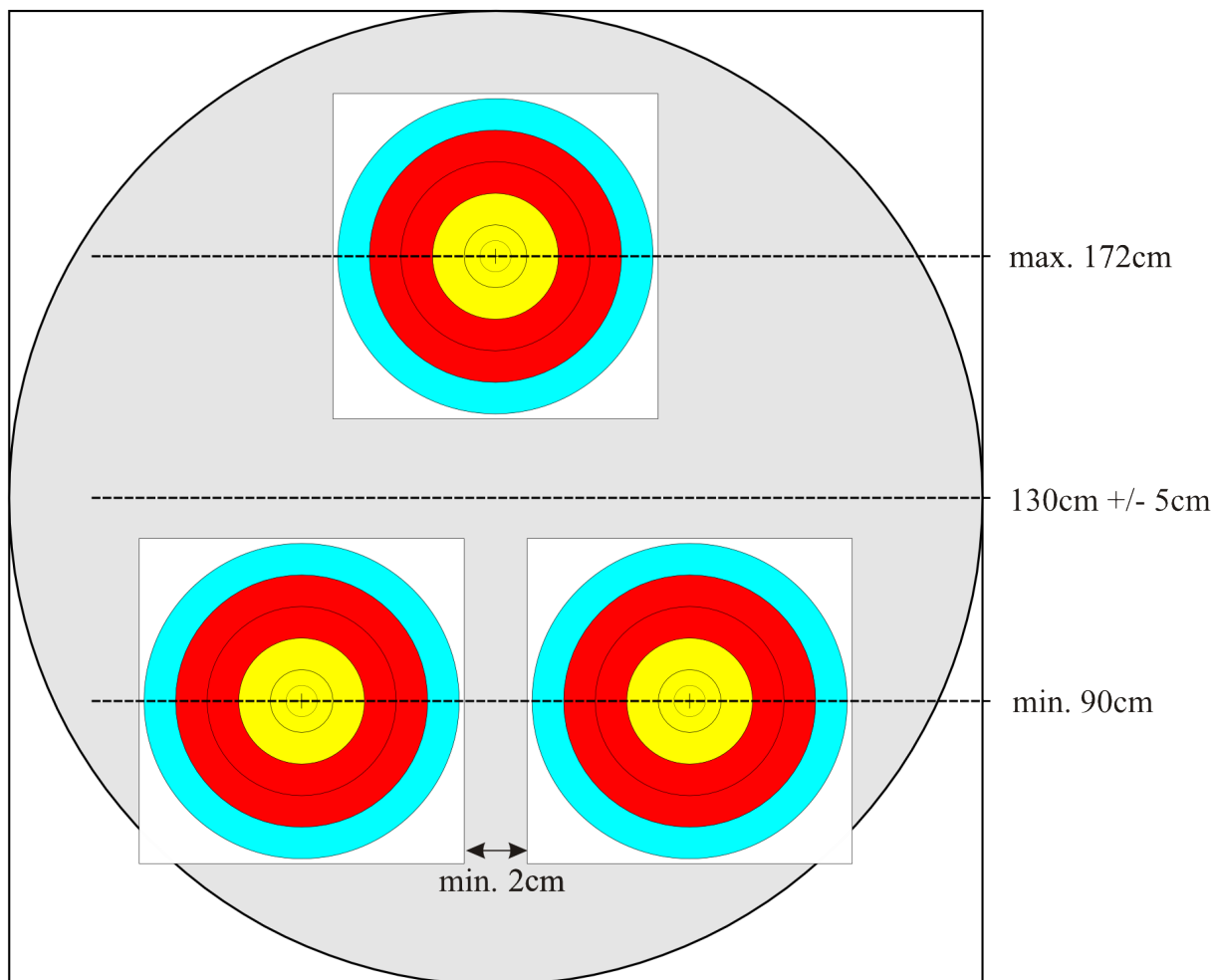


**Image 5:** 4 x 6-10 Scoring Zones Target Face

## 3 x 6-10 Scoring Zones Target Face

(see image 6: 3 x 6-10 Scoring Zones Target Face)

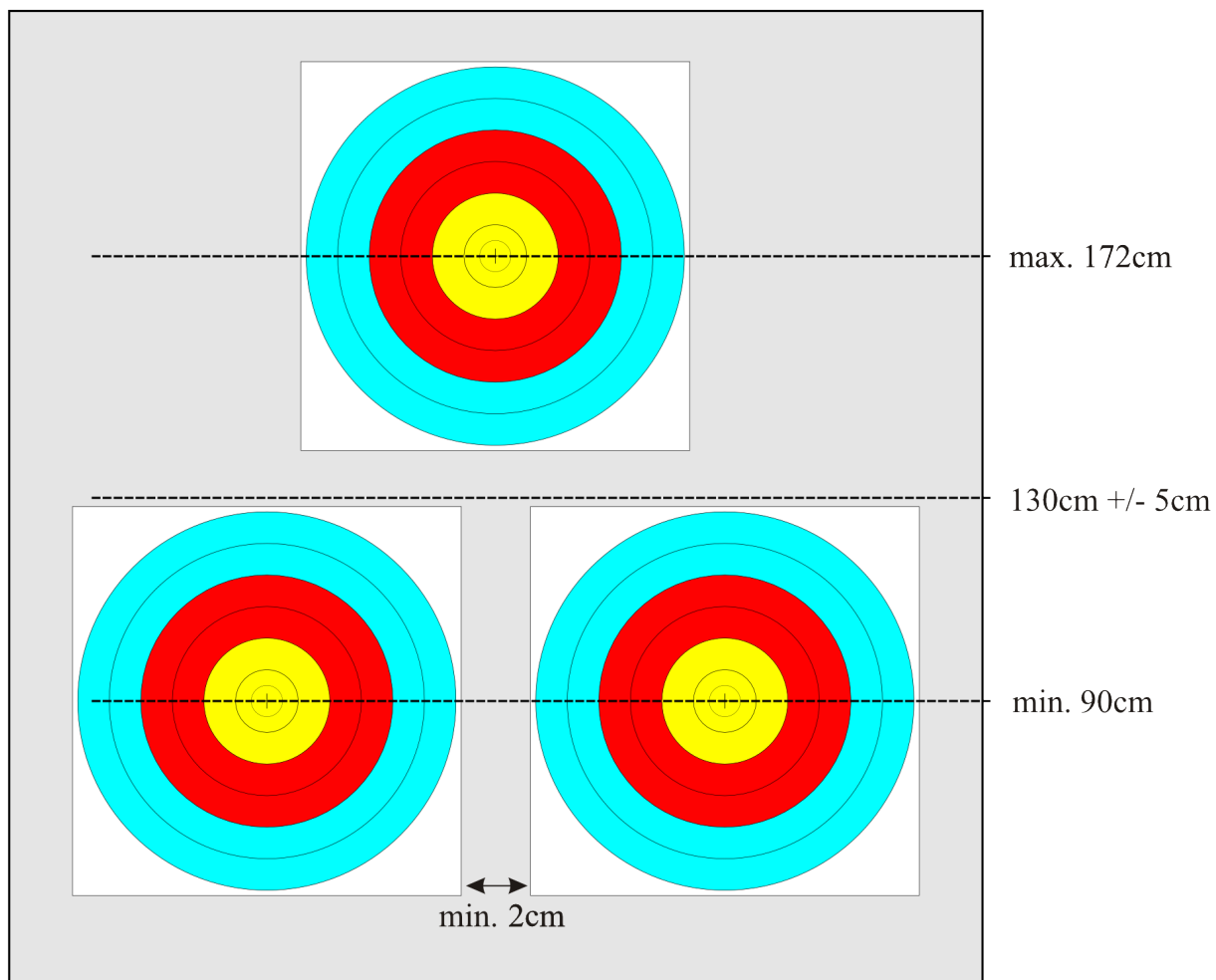




**Image 6:** 3 x 6-10 Scoring Zones Target Face

## 3 x 5-10 Scoring Zones Target Face

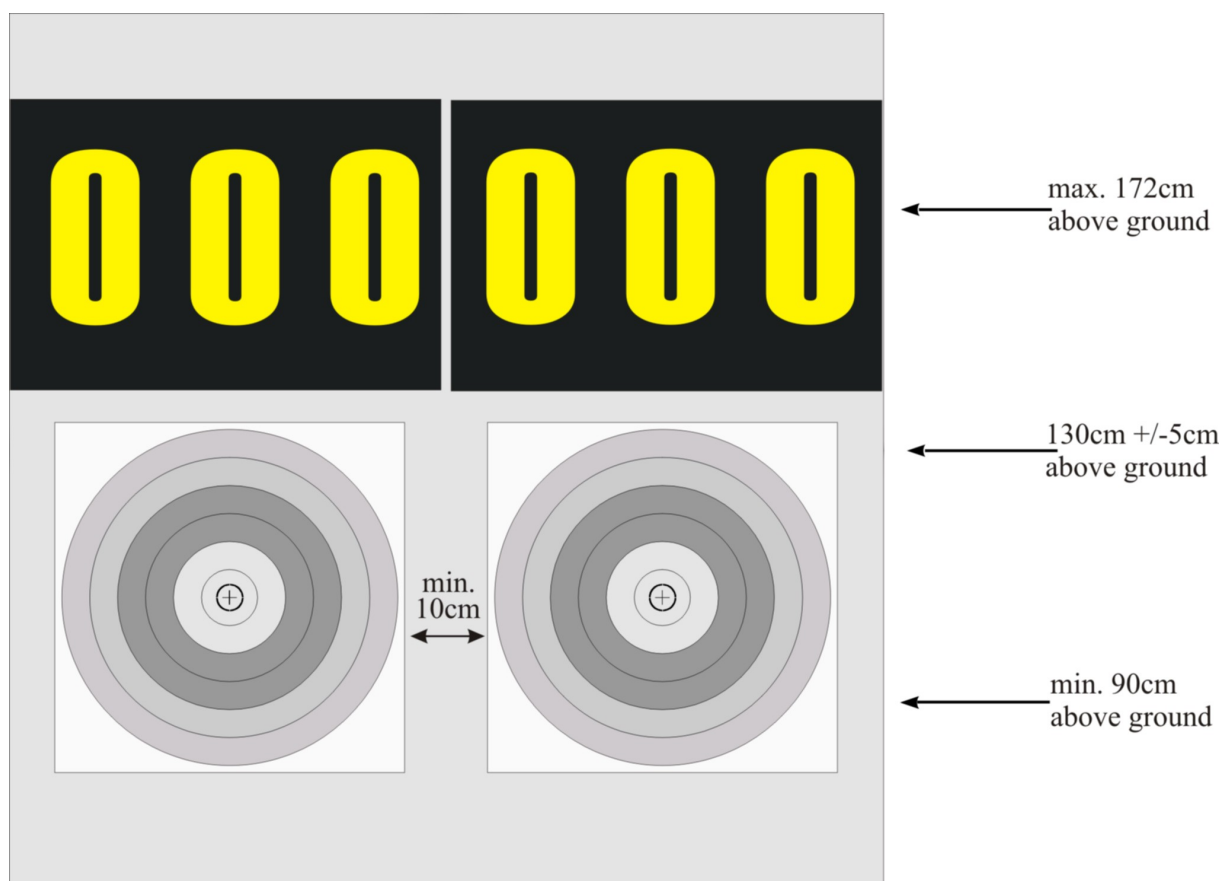
(see image 7: 3 x 5-10 Scoring Zones Target Face)



**Image 7:** 3 x 5-10 Scoring Zones Target Face

## 2 x 5-10 Scoring Zones Target Face with Score Board

(see image 8: 2 x 5-10 Scoring Zones Target Face with Score Board)



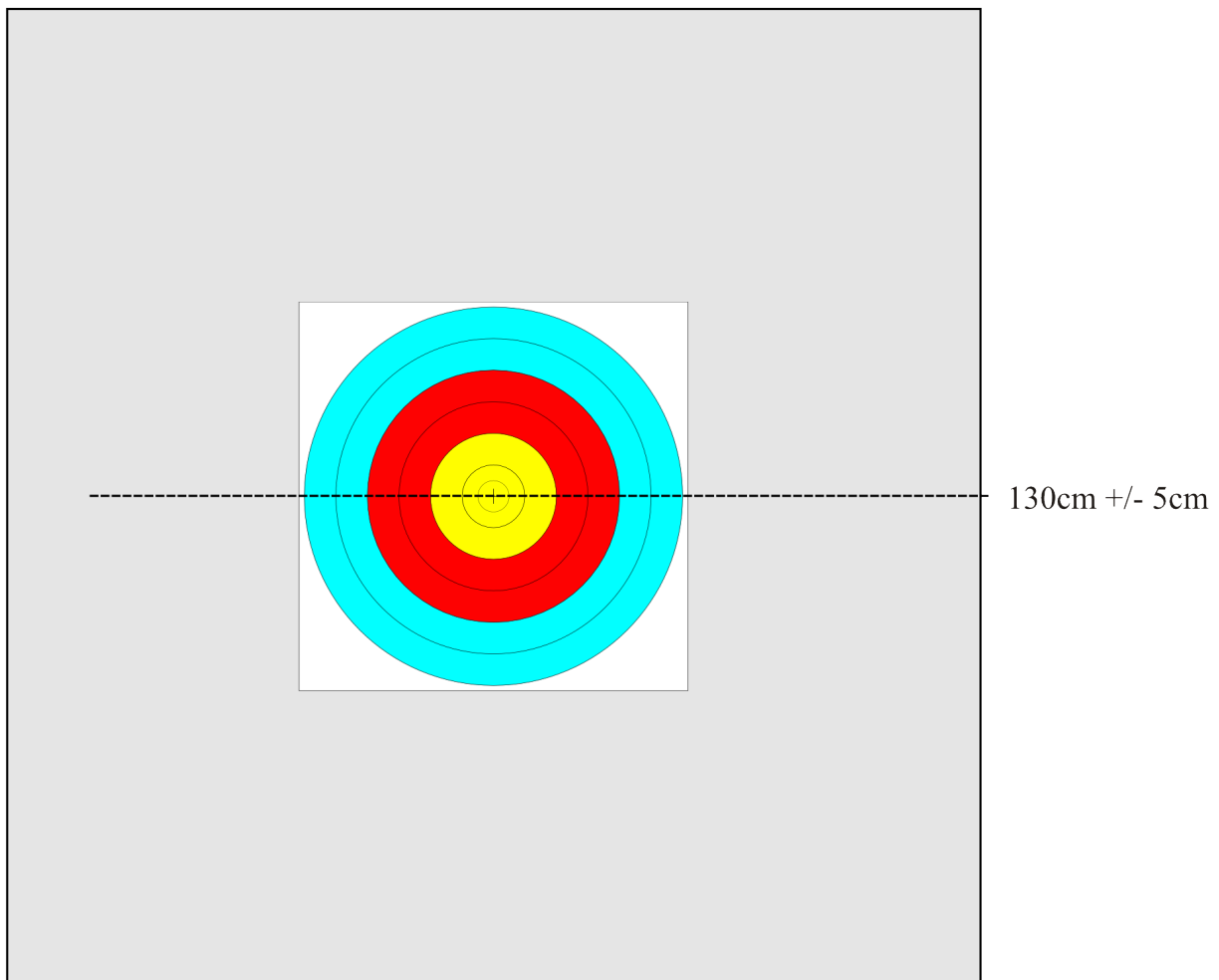
2 x 80cm 6-ring faces with the scoring zones 5-10

**Image 8:** 2 x 5-10 Scoring Zones Target Face with Score Board

## 2 x 5-10 Scoring Zones Target Face

## 1 x 5-10 Scoring Zones Target Face

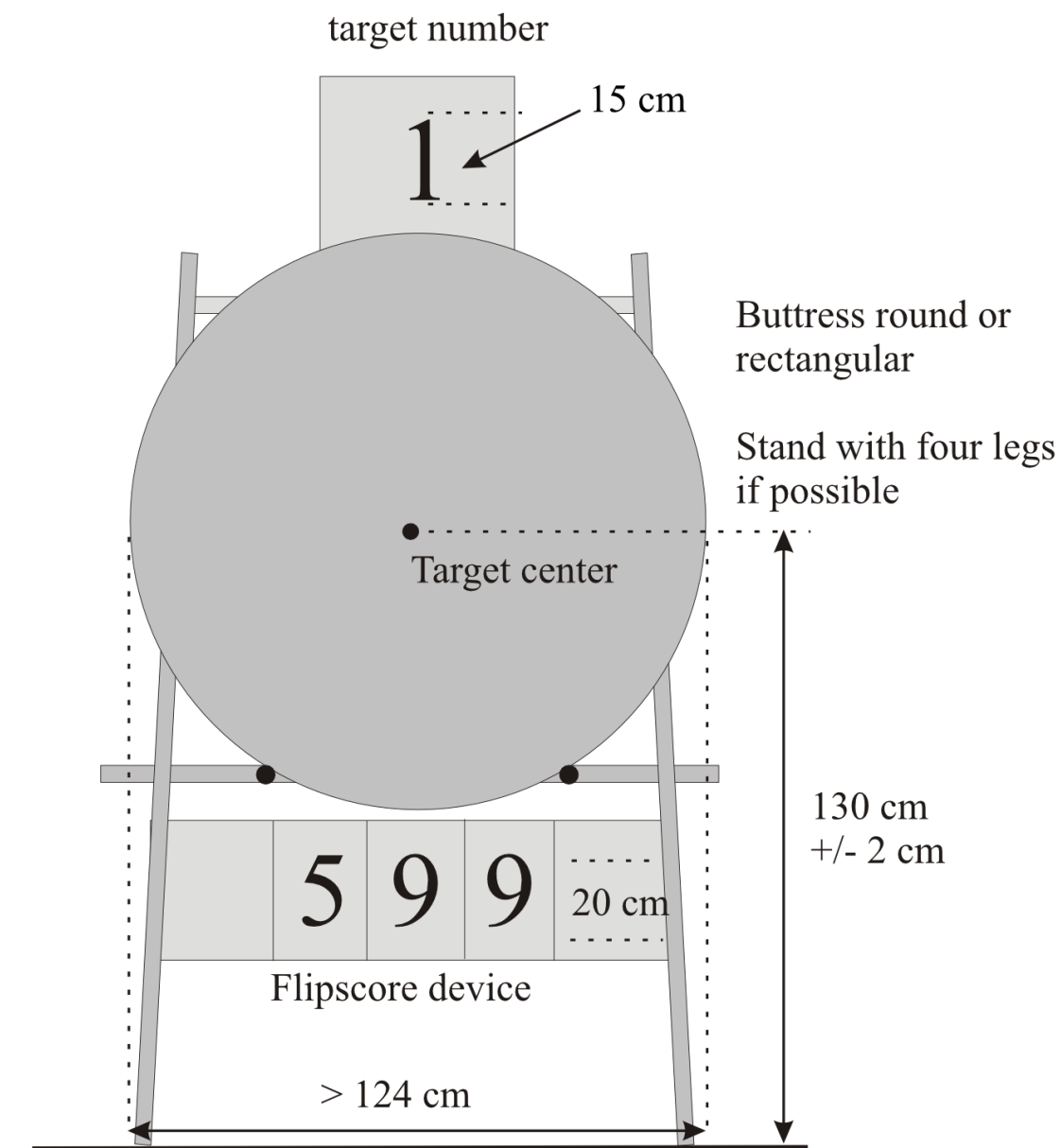
(see image 9: 1 x 5-10 Scoring Zones Target Face)



**Image 9:** 1 x 5-10 Scoring Zones Target Face

## Indoor target butt set-up

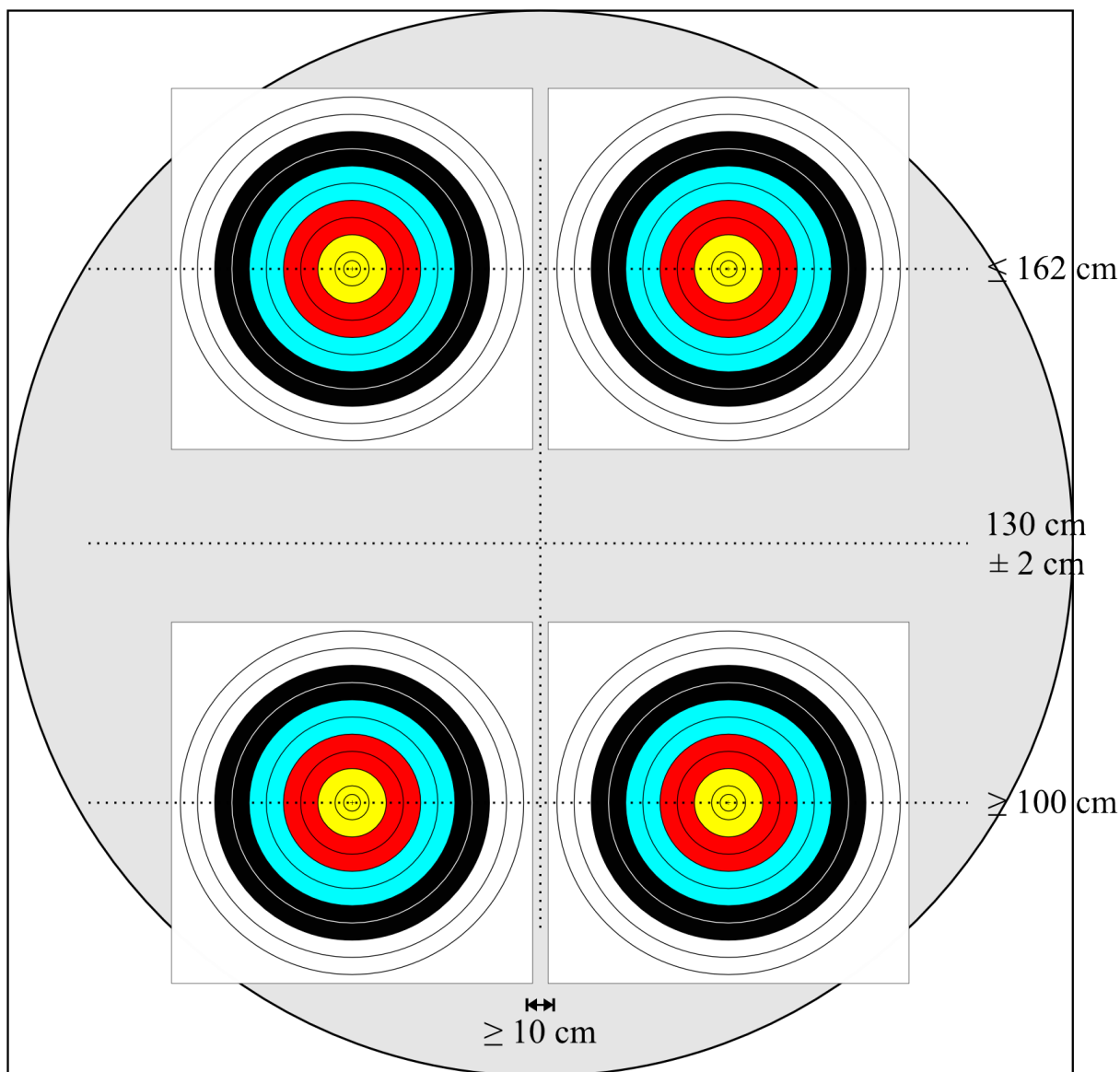
(see image 10: Indoor target butt set-up)



**Image 10:** Indoor target butt set-up

## 4 x 4 40cm Target Face for Indoor

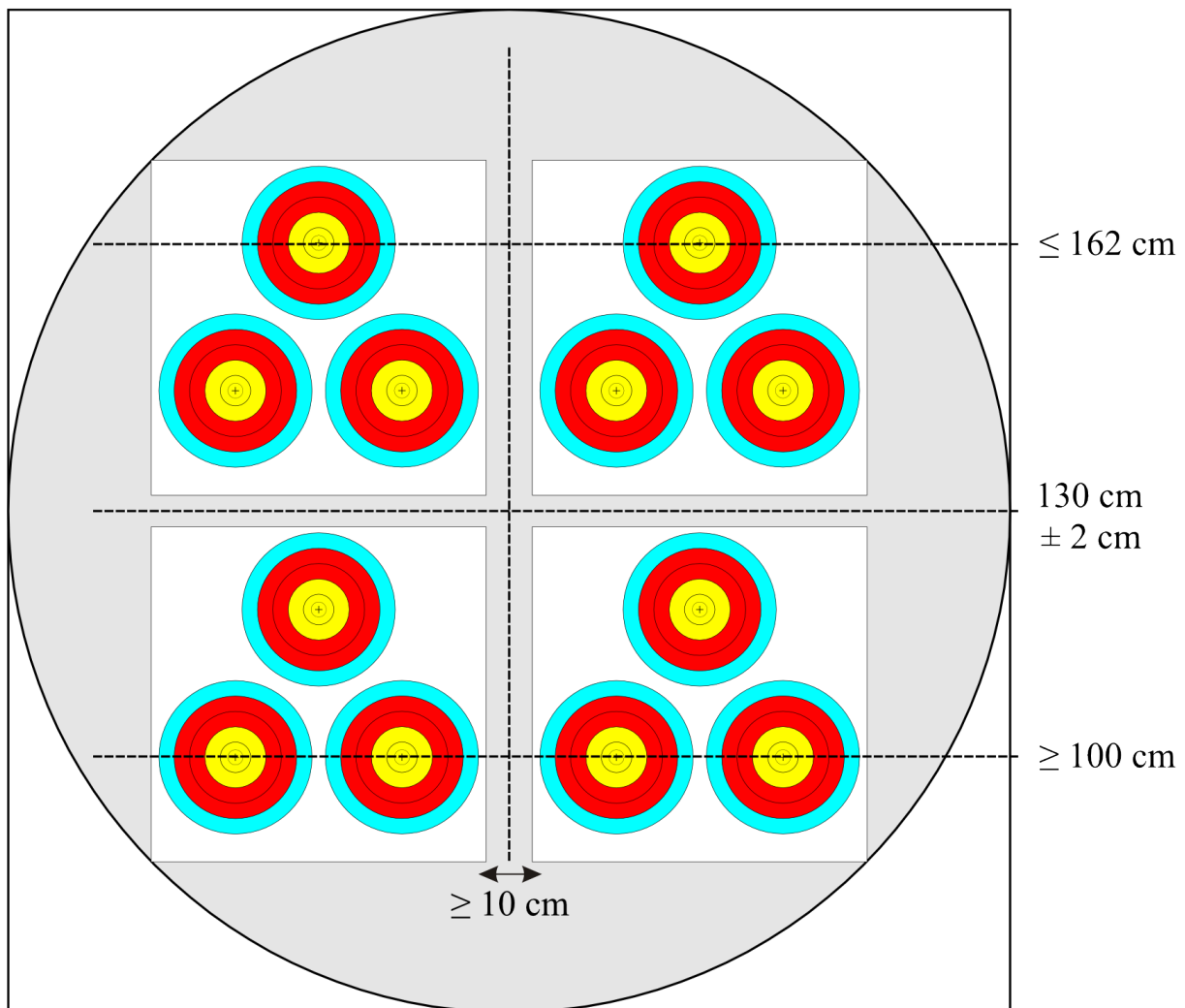
(see image 11: 4 x 4 40cm Target Face for Indoor)



**Image 11:** 4 x 4 40cm Target Face for Indoor

## 4 x 4 Triangular Triple Face for Indoor

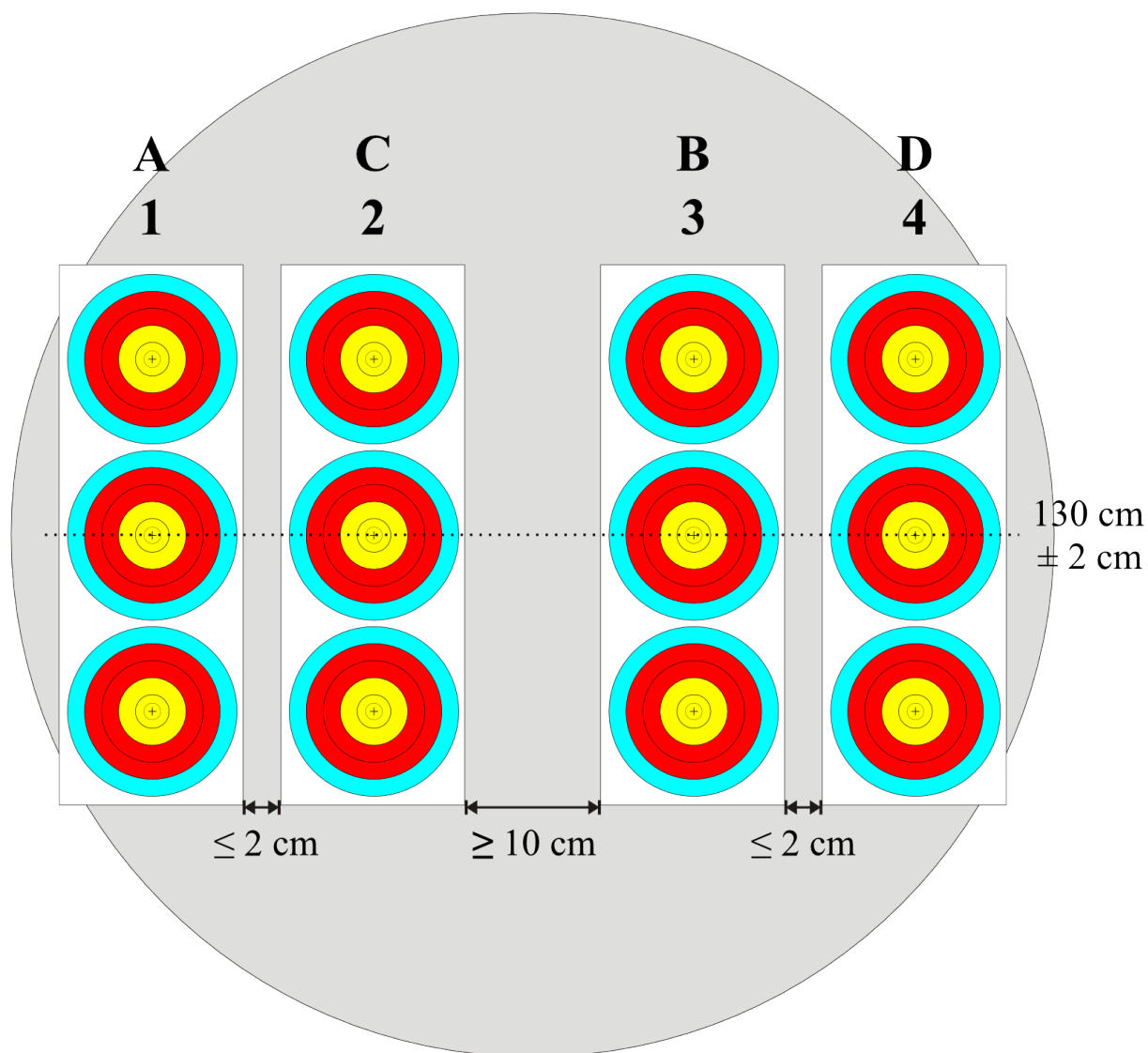
(see image 12: 4 x 4 Triple Triangular Face for Indoor)



**Image 12:** 4 x 4 Triple Triangular Face for Indoor

## 4 x 3 Vertical Triple Target Face for Indoor

(see image 13: 4 x 3 Vertical Triple Target Face for Indoor)



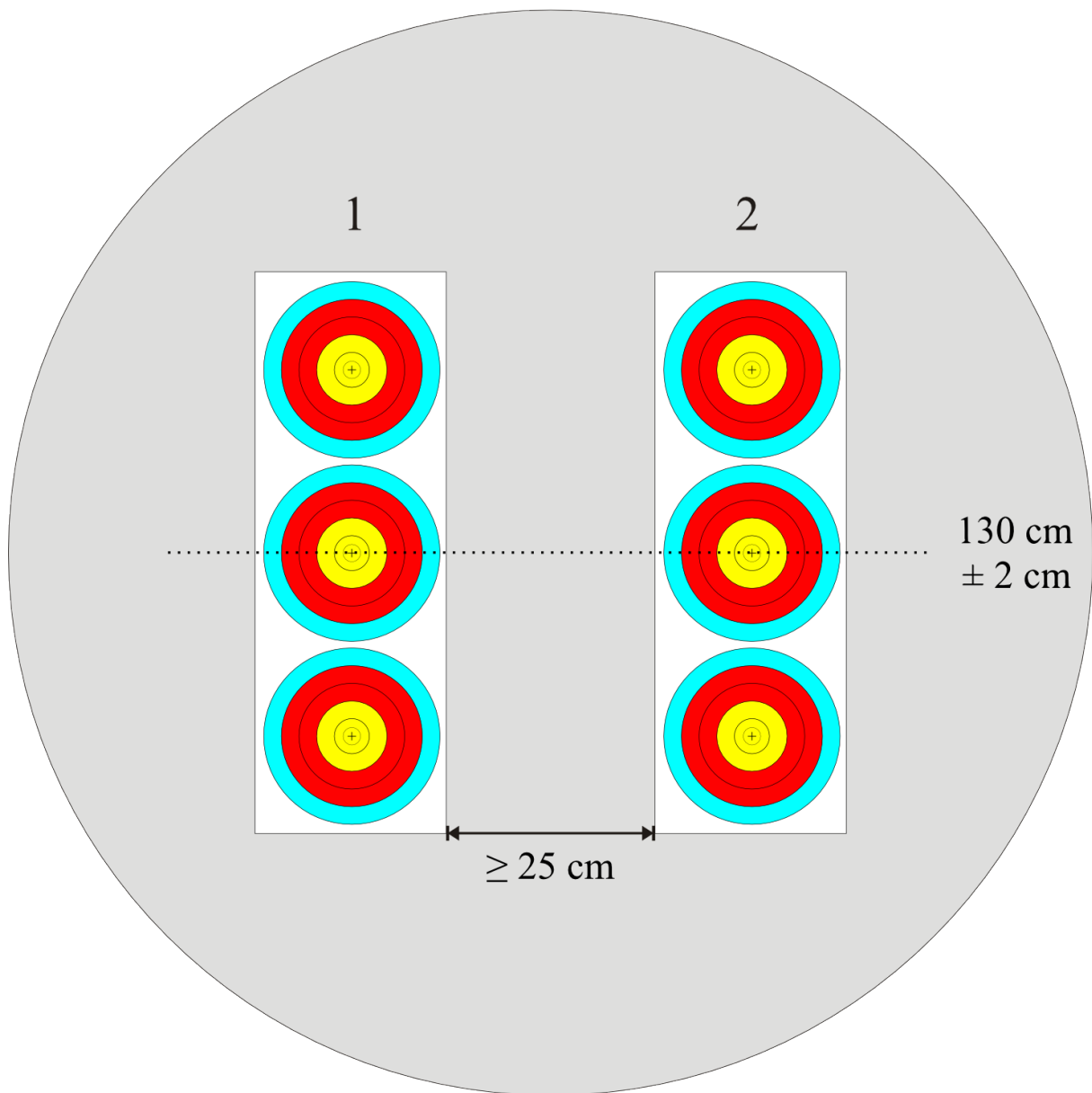
**Image 13:** 4 x 3 Vertical Triple Target Face for Indoor

## 2 x 3 Vertical Triple Target Face for Indoor

Individual and team event

(see image 14: 2 x 3 Vertical Triple Target Face for Indoor)



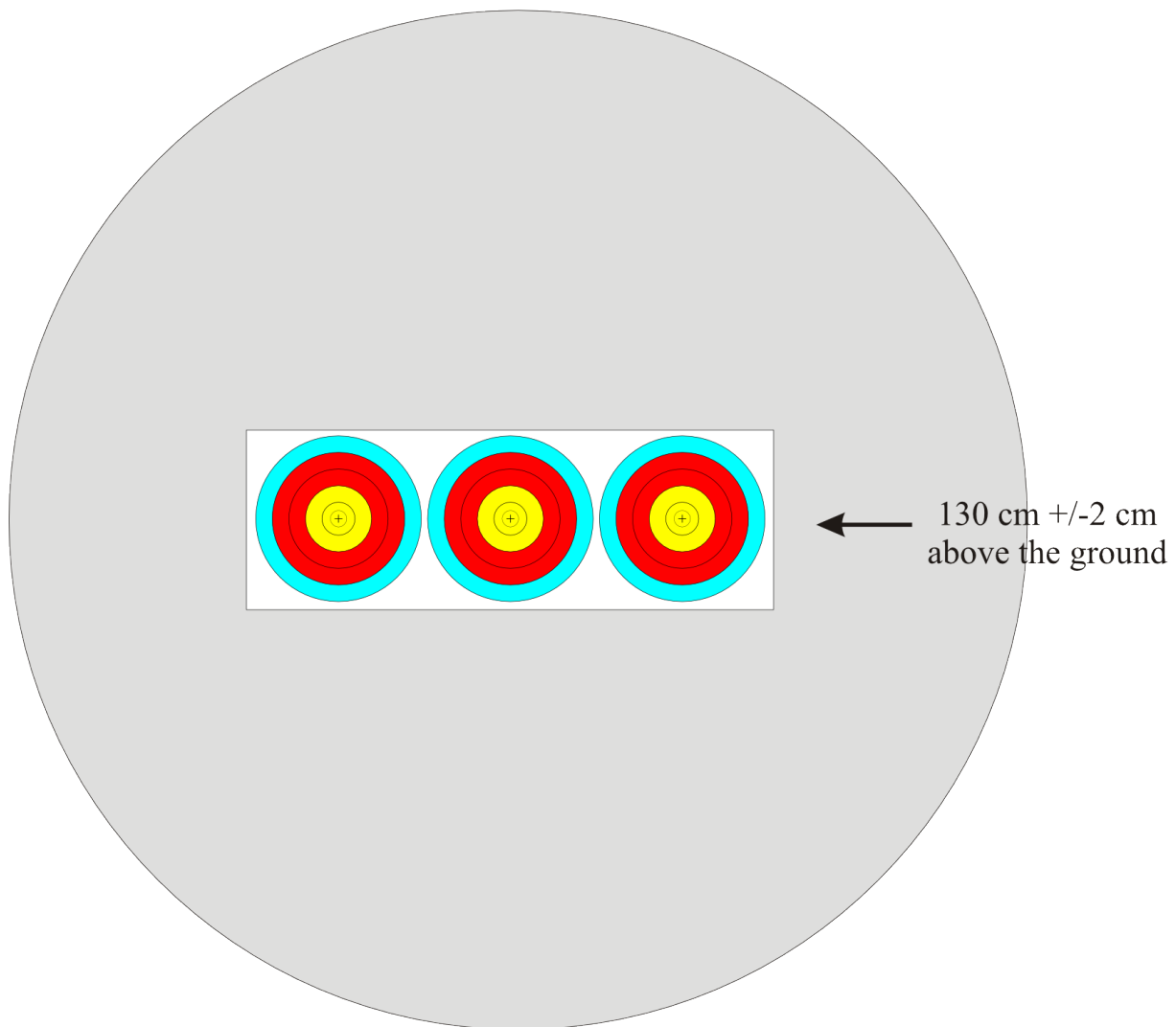


**Image 14:** 2 x 3 Vertical Triple Target Face for Indoor

## 1 x 3 Horizontal Triple Target Face for Indoor

Team event - shoot-off

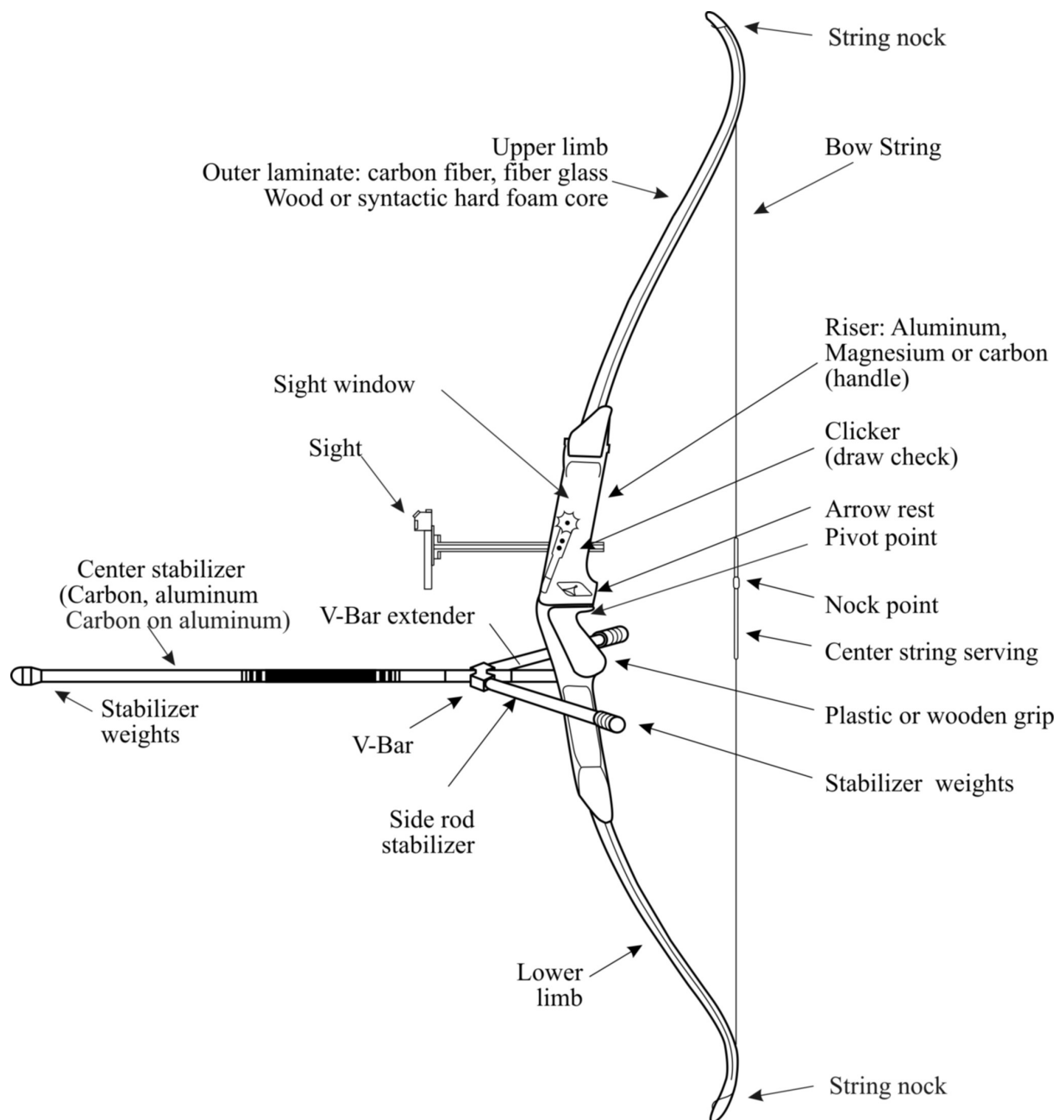
(see image 15: 1 x 3 Horizontal Triple Target Face for Indoor)



**Image 15:** 1 x 3 Horizontal Triple Target Face for Indoor

## ***Recurve bow description***

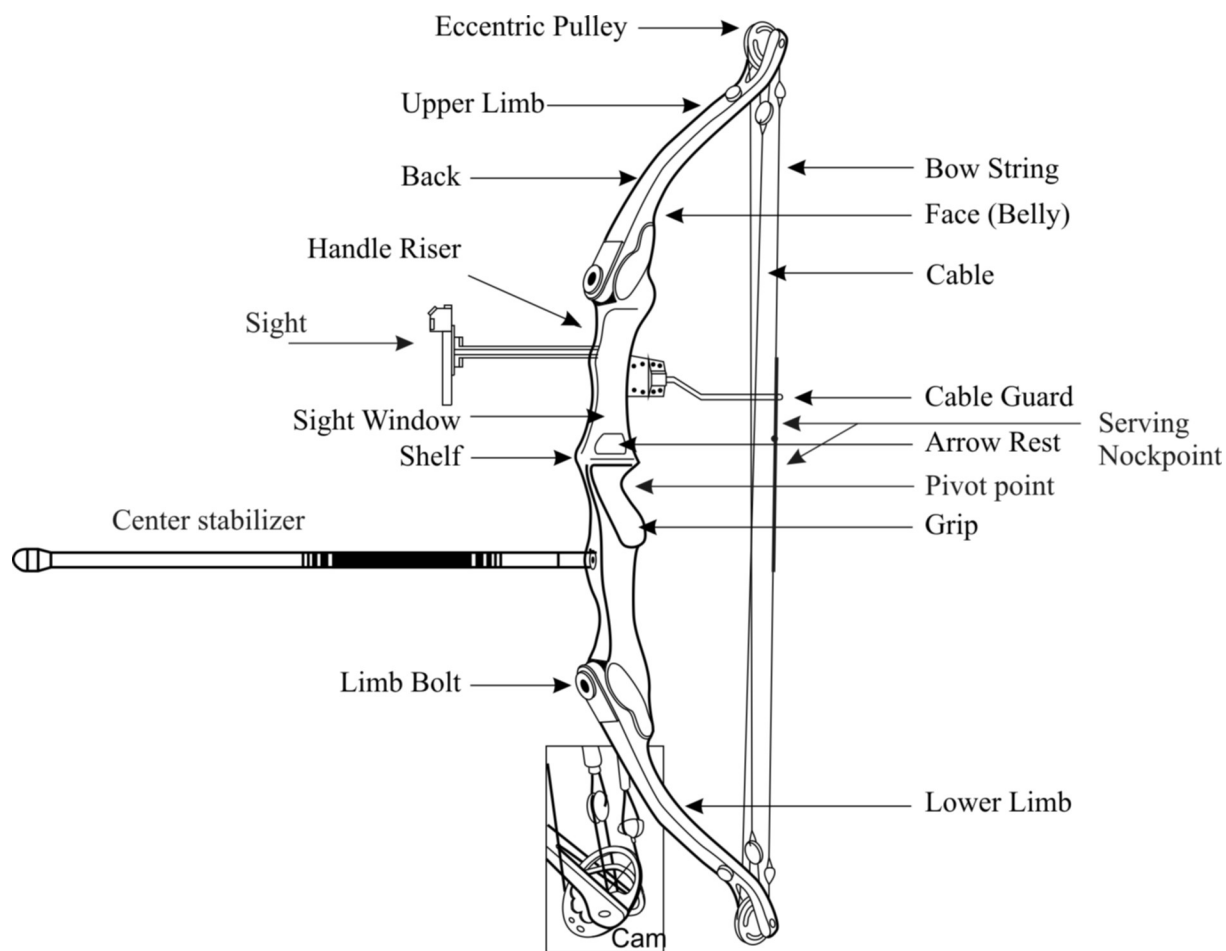
*(see image 16: Recurve Bow description)*



**Image 16:** Recurve Bow description

## ***Compound bow description***

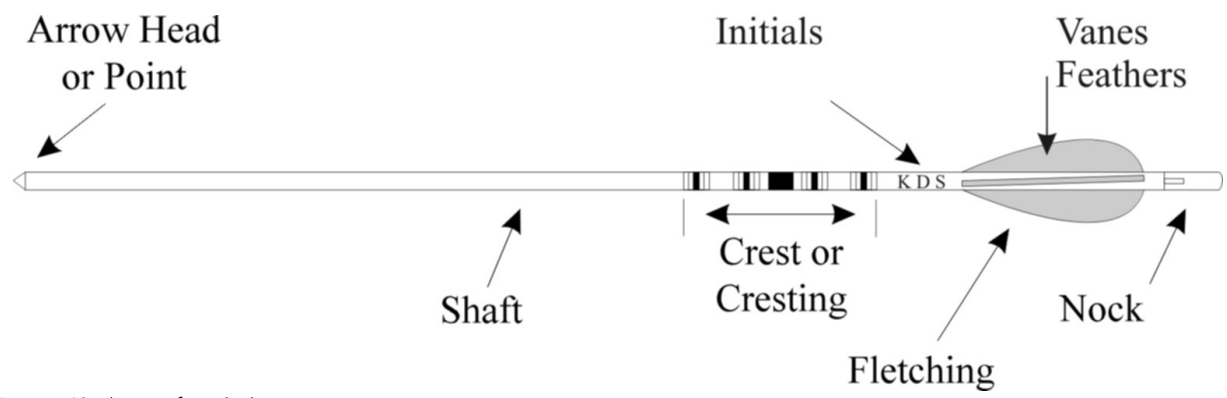
(see image 17: Compound Bow description)



**Image 17:** Compound Bow description

## ***Arrow description***

(see image 18: Arrow description)



**Image 18:** Arrow description

# Appendix 2

## Adaptive Equipment

To accompany adaptive equipment rules, an Adaptive Equipment Resource Guide has been developed. ([https://documents.worldarchery.sport/Para/v1.1\\_2023\\_Adaptive\\_Equipment\\_Resource\\_Guide.pdf](https://documents.worldarchery.sport/Para/v1.1_2023_Adaptive_Equipment_Resource_Guide.pdf)) It provides insight on how and for whom the adaptive equipment should be authorised, and how the equipment is measured during equipment inspection.

### ***1. Wheelchair***

*1.1 A wheelchair of any type, may be used, provided it subscribes to the accepted principle and meaning of the word “wheelchair” and it does not have more than four wheels touching the ground.*

*1.1.1 No part of the wheelchair may support the bow arm while shooting.*

*1.1.2 For all wheelchair athletes, any lateral support defined as anything that prevents the athlete falling sideways in the chair by providing support to the side of an athlete's trunk above the pelvis is allowed.*

*1.1.2.1 A lateral support may not protrude further forward than half the width of the athlete's rib cage measured as the half point between the base of the sternum (breastbone) and the spinous process at T7 (midback).  
(see image 19: Wheelchair lateral support measurement)*



**Image 19:** Wheelchair lateral support measurement

*1.1.3 All parts of the chair back and lateral support shall be at least 110mm below the athlete's armpit while shooting at any distance. In the case of uneven/rotated shoulder height (e.g. scoliosis), the distance is measured from the lower shoulder. (see image 20: Minimum armpit distance 110mm)*

*1.1.3.1 For W1 sport class athletes, if there is a medical reason for the back of chair height to be less than 110mm below the armpit, the additional height may be approved by classifiers and noted on the athlete's classification card.*



**Image 20:** Minimum armpit distance 110mm

- 1.1.3.2 Push handles attached to the wheelchair back are considered part of the chair and must conform to this measurement or be removed.
- 1.1.3.3 Push handles that are not directly attached to the wheelchair back are not considered part of the chair back for the purpose of this rule.  
(see image 21: Push Handles Not Attached to Wheelchair Back)





**Image 21:** Push Handles Not Attached to Wheelchair Back

- 1.1.4 The wheelchair including all equipment and the athlete shall not exceed 1.25m in length.
- 1.1.5 If the ground is uneven, a block to level the chair is allowed.
- 1.1.6 A maximum of two anti-rolling devices (wedges) behind or in front of the rear wheel, may be used only if there is significant slope at the shooting line shooting position surface. At flat shooting positions (artificial or ground) surfaces, anti-rolling devices (wedges) in contact with wheel(s) and the shooting position surface are not allowed. Chair mounted wheel brake devices that do not contact the shooting position surface are permitted.
- 1.1.7 The use of anti-tipping devices is allowed provided they do not touch the ground.
- 1.1.8 Neither the feet of the athlete nor the footplates of the wheelchair may be in contact with the ground when shooting.

## 2. Strapping

- 2.1 Strapping in any class is only to be used for medical or safety reasons and not to enhance performance.
- 2.2 W1 athletes, when their classification card allows strapping, may use any amount of strapping in any combination to maintain body stability if no support is given to the bow arm while shooting.
- 2.3 W1 athletes may use any non-rigid corset-type body support and/or chest straps in any combination as medically necessary and as approved by the Classifiers.
- 2.4 W2 athletes, when their classification card allows strapping, may have only a single strap of not more than 5 centimeters wide at any point and wound only horizontally and only once around the torso and must sit at or below the 110mm height restriction.
- 2.5 For some athletes, leg strapping may be authorized as specified on their international classification card and is limited to 5 cm wide. Leg straps are available to use for safety reason and may be placed around the ankles, knees and/or mid-thigh.
- 2.6 Where, for medical reasons and with a prescription from a medical specialist, a rigid or non-rigid corset type support is required for a short period of time, it may be temporarily approved by Classifiers for a specified time. The W2 athlete may not use the corset in conjunction with strapping.
  - 2.6.1 The time limit must be designated with a fixed review date on the classification form and be determined by a classification panel. The reason for the temporary use should be clearly described in the comments on the classification card.

## 3. Stool

- 3.1 A stool may be used by standing class athletes with a minimum disability of 38 points in the lower limbs.
- 3.2 A stool must not have a backrest of any kind.
- 3.3 A stool, including athlete and equipment should fit within the width allowed for athletes on the shooting line (1.25m width allowed in Para-archery events).
- 3.4 The classification panel may approve stool use for an athlete who scores fewer 38 points on the grounds of safety due to poor standing balance. The rationale for approving the use of the stool must be clearly outlined in the comment section of the classification card.

## 4. Release Aid System

- 4.1 Classifiers may authorize the use of a simple system that assists the athlete to use a legal release aid based on the functional deficit of the athlete (e.g. simple harness system).
- 4.2 The release aid system cannot function as a form of lateral support or provide added trunk support.
  - A release aid system must not sit below the bottom of the rib cage

- The rigid material of a release aid system may not wrap more than 1/2 of their trunk.
- Lacing or a strap may be used to secure the system around the rest of the trunk.

Examples and pictures are available in the Adaptive Equipment Resource Guide.

Any exceptions will be clearly marked on the comment section on the front of the classification card and the rationale will be explained by the Classifier on the back of the card.

A picture of the unique system should be placed on the front of the classification card.

4.3 The release aid itself is governed by World Archery Rules (Book 3, [11. Chapter 11-Athletes Equipment](#)) and must be approved for use by the judges at the event.

4.4 Para athletes may use a mouth tab provided it is permanently attached to the string.

## 5. Bow Bandage

5.1 Para athletes with a bow arm disability may use a bow bandage to secure the bow grip to their hand as deemed eligible by the Classifier. A bow bandage represents any form of non-rigid strapping which assists with bow gripping while still allowing for bow movement upon arrow release.

## 6. Bow Arm Aid

6.1 An athlete who is unable hold a bow may use an artificial aid or prosthesis to do so. This aid may be attached to the bow, if it is not totally rigid or permanently fixed while still allowing for bow movement upon arrow release.

6.2 Under no circumstances may it be electric or electronically controlled.

## 7. Bow Arm Splints

7.1 Para athletes with a bow arm disability may use an elbow splint and/or wrist splint, as deemed eligible by the Classifier based on the functional impairment of the athlete. This must be clearly described on the classification card.

## 8. String Arm Wrist Splint

8.1 Para athletes with a string arm disability may use a wrist splint or wrist splint-release aid combination as deemed eligible by the Classifier based on the functional impairment of the athlete.

## 9. Block or Wedge

9.1 Blocks or wedges do not require authorization to use, according to [Article 11.1.10.1.](#)

"Devices to raise the foot or part thereof, attached, or independent of the shoe are permitted, if they do not present an obstruction to other athletes at the shooting line, are in contact with the ground, and such that they do not protrude more than 2 cm beyond shoe dimensions."

## 10. Assistant

10.1 With classification panel approval, athletes with severe upper limb disability who are unable to nock their arrows safely or efficiently or adjust their sight may be allowed an assistant for this purpose.

10.2 The assistant must not be a disturbance to other athletes and must wear the same uniform and number as the athlete. If the athlete obtains approval to use an assistant, then the assistant should assist during both the qualification round and during match play.

10.3 The athlete can give directions to the assistant only for loading arrows or adjusting sight or other pieces of the athlete's equipment. The assistant will act as a coach and must do so in a way that doesn't disturb the other athletes on the shooting line. There is no other coach allowed behind the shooting line. This applies throughout the event from the qualification round to the final round.

## 11. Visually Impaired Aids

11.1 Allowed devices are blindfold, tactile sights and a spotter or a coach as authorized by WA Classifier and as outlined in World Archery Target Rule Book, Book 3, [21.12. Visually Impaired Athletes](#).